


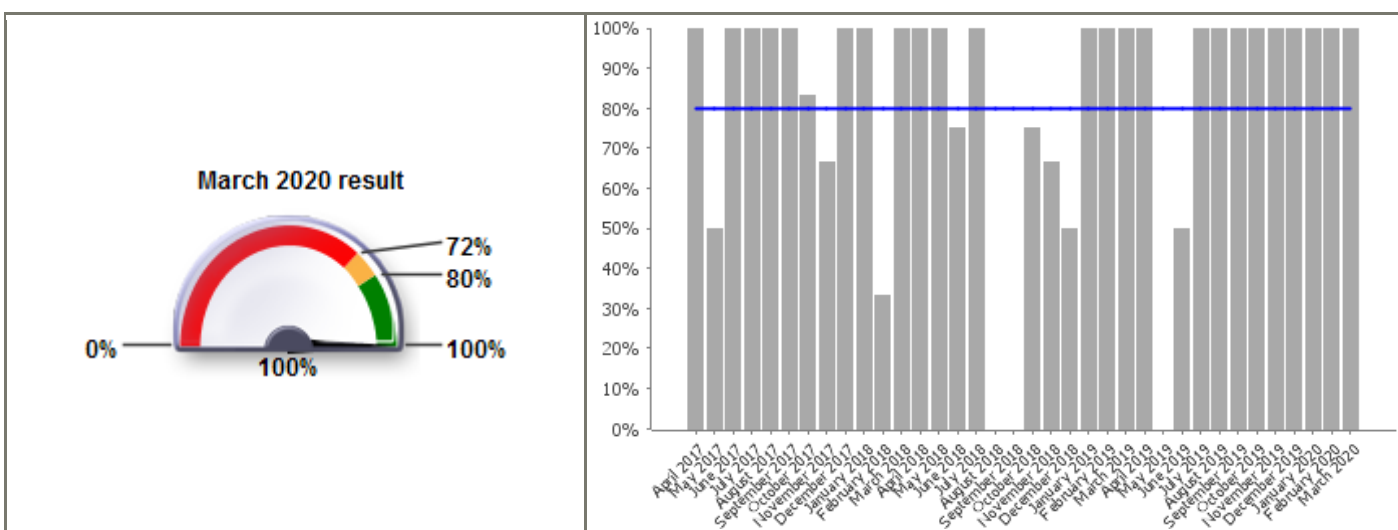
Key Performance Indicator Report














April 2019 to March 2020

Development Control


Code	LPI_DM 007a
Short Name	Processing of planning applications: Major applications in 13 weeks

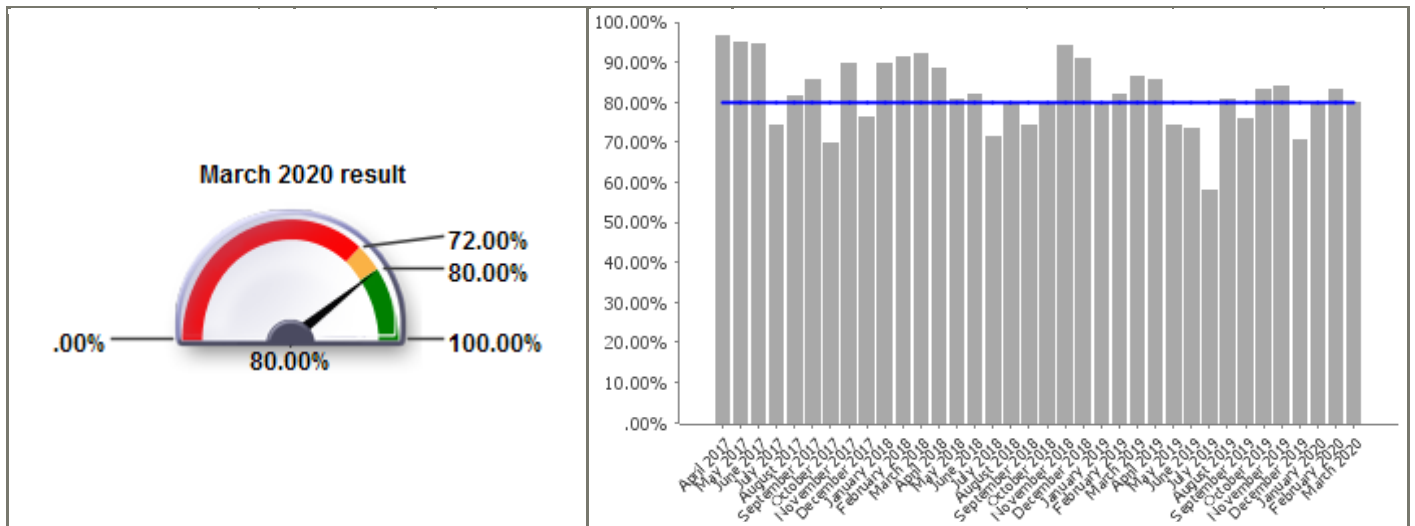
Current Value	100.00%	
Current Target	80.00%	
















Monthly Performance			
	Value	Target	Status
April 2019	100.00%	80.00%	
May 2019	DIV/0	80.00%	
June 2019	50.00%	80.00%	
July 2019	100.00%	80.00%	
August 2019	100.00%	80.00%	
September 2019	100.00%	80.00%	
October 2019	100.00%	80.00%	
November 2019	100.00%	80.00%	
December 2019	100.00%	80.00%	
January 2020	100.00%	80.00%	
February 2020	100.00%	80.00%	
March 2020	100.00%	80.00%	
2019/20	95.65%	80.00%	


Code	LPI_DM 007b
Short Name	Processing of planning applications: Minor applications in 8 weeks

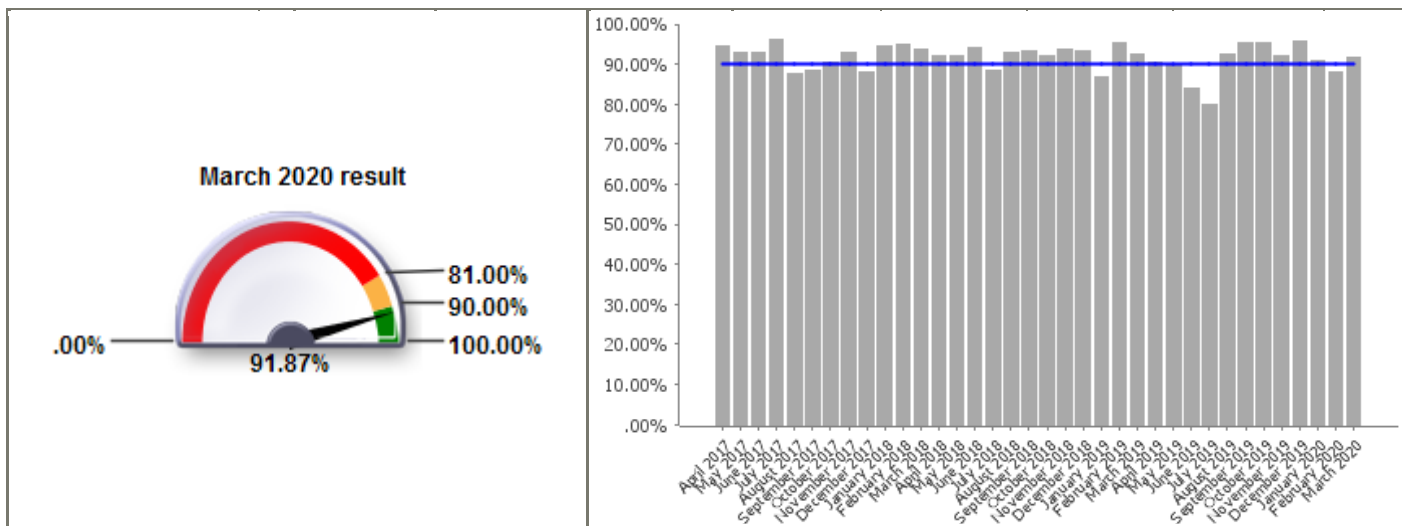
Current Value	80.00%	
Current Target	80.00%	



Monthly Performance			
	Value	Target	Status
April 2019	85.71%	80.00%	
May 2019	74.36%	80.00%	
June 2019	73.33%	80.00%	
July 2019	58.14%	80.00%	
August 2019	80.56%	80.00%	
September 2019	75.68%	80.00%	
October 2019	83.33%	80.00%	
November 2019	83.87%	80.00%	
December 2019	70.73%	80.00%	
January 2020	79.49%	80.00%	
February 2020	83.33%	80.00%	
March 2020	80.00%	80.00%	
2019/20	76.83%	80.00%	


Code	LPI_DM 007c
Short Name	Processing of planning applications: Other applications in 8 weeks

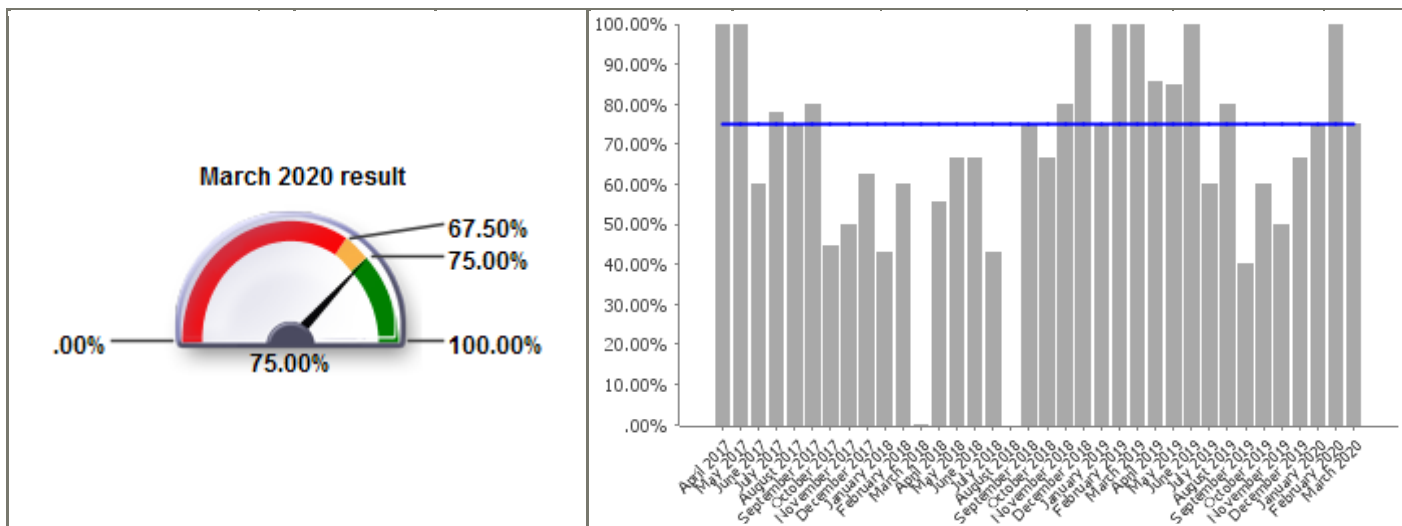
Current Value	91.87%	
Current Target	90.00%	



Monthly Performance			
	Value	Target	Status
April 2019	90.58%	90.00%	✓
May 2019	89.92%	90.00%	⚠
June 2019	83.95%	90.00%	⚠
July 2019	80.00%	90.00%	✗
August 2019	92.31%	90.00%	✓
September 2019	95.41%	90.00%	✓
October 2019	95.50%	90.00%	✓
November 2019	91.96%	90.00%	✓
December 2019	95.88%	90.00%	✓
January 2020	90.91%	90.00%	✓
February 2020	87.85%	90.00%	⚠
March 2020	91.87%	90.00%	✓
2019/20	90.50%	90.00%	✓


Code	LPI_DM 009
Short Name	Percentage of appeals against planning application refusal dismissed

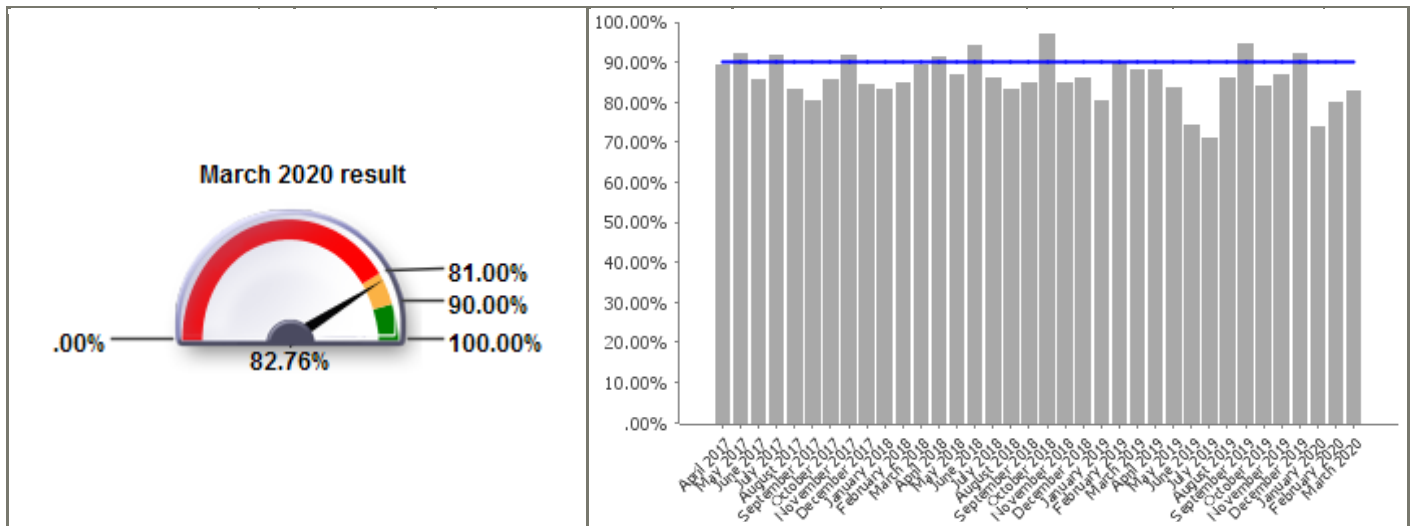
Current Value	75.00%	
Current Target	75.00%	
















Monthly Performance			
	Value	Target	Status
April 2019	85.71%	75.00%	✓
May 2019	84.62%	75.00%	✓
June 2019	100.00%	75.00%	✓
July 2019	60.00%	75.00%	✗
August 2019	80.00%	75.00%	✓
September 2019	40.00%	75.00%	✗
October 2019	60.00%	75.00%	✗
November 2019	50.00%	75.00%	✗
December 2019	66.67%	75.00%	✗
January 2020	75.00%	75.00%	✓
February 2020	100.00%	75.00%	✓
March 2020	75.00%	75.00%	✓
2019/20	76.12%	75.00%	✓

Code	MPI_DM 007d
Short Name	Processing planning applications: Householder applications in 8 weeks


Current Value	82.76%	
Current Target	90.00%	

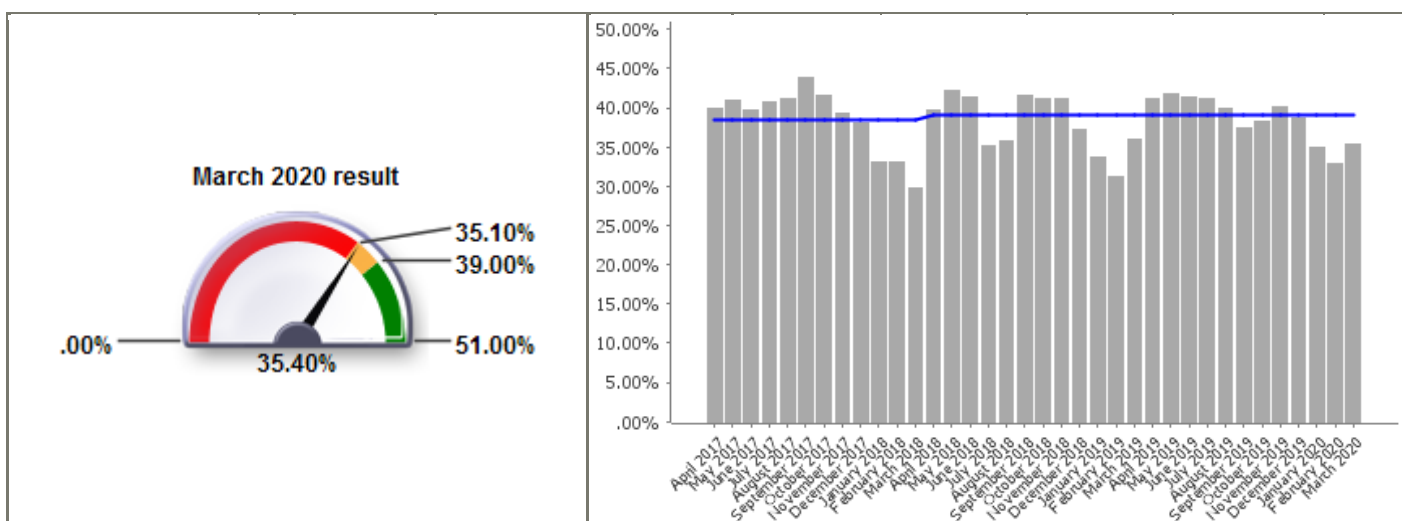


Monthly Performance			
	Value	Target	Status
April 2019	88.17%	90.00%	
May 2019	83.75%	90.00%	
June 2019	74.07%	90.00%	
July 2019	70.79%	90.00%	
August 2019	85.84%	90.00%	
September 2019	94.59%	90.00%	
October 2019	83.95%	90.00%	
November 2019	86.67%	90.00%	
December 2019	91.89%	90.00%	
January 2020	73.68%	90.00%	
February 2020	80.00%	90.00%	
March 2020	82.76%	90.00%	
2019/20	83.44%	90.00%	

Direct Services

Code	LPI_DS Waste 001
Short Name	National indicator - Percentage of household waste sent for reuse, recycling and composting

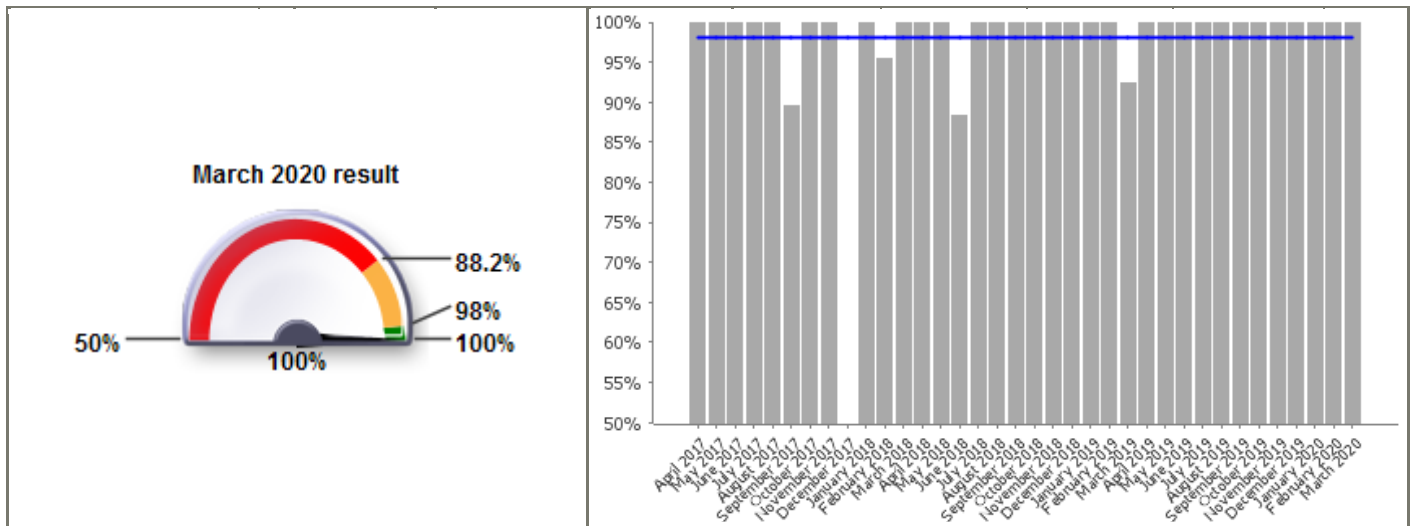
Current Value	35.40%	
Current Target	39.00%	



Monthly Performance			
	Value	Target	Status
April 2019	41.14%	39.00%	Green
May 2019	41.70%	39.00%	Green
June 2019	41.46%	39.00%	Green
July 2019	41.14%	39.00%	Green
August 2019	39.84%	39.00%	Green
September 2019	37.43%	39.00%	Yellow
October 2019	38.23%	39.00%	Yellow
November 2019	40.09%	39.00%	Green
December 2019	38.70%	39.00%	Yellow
January 2020	34.98%	39.00%	Red
February 2020	32.97%	39.00%	Red
March 2020	35.40%	39.00%	Yellow
2019/20	38.69%	39.00%	Yellow

Code	LPI_DS Waste 003
Short Name	Percentage of missed collections put right by the next working day

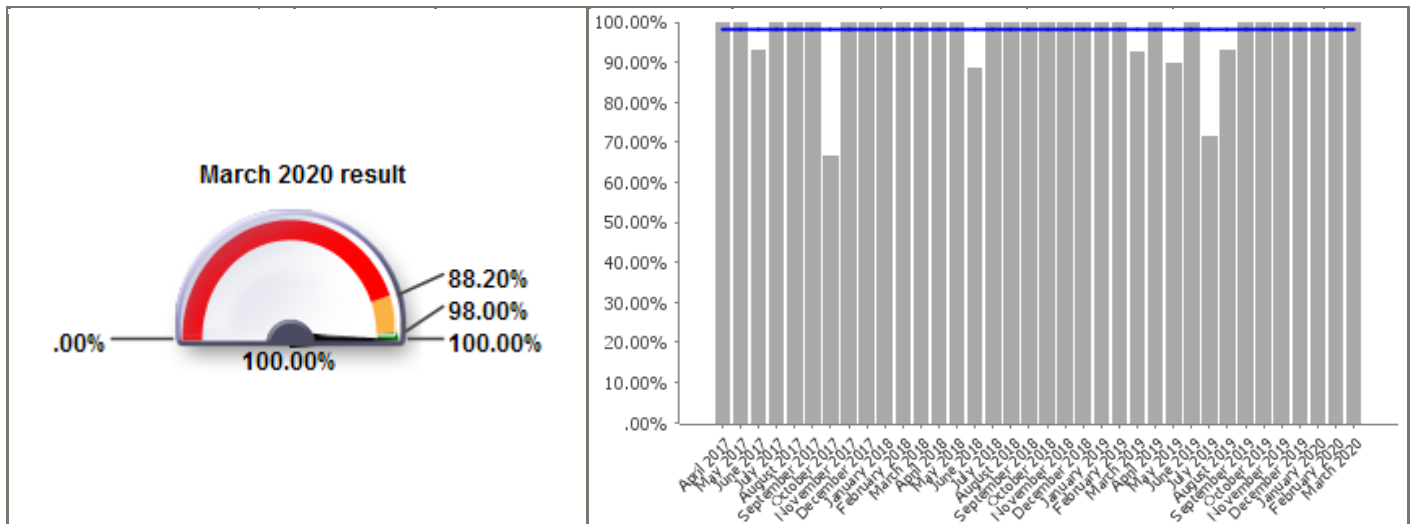
Current Value	100%	✓
Current Target	98%	



Monthly Performance			
	Value	Target	Status
April 2019	100%	98%	✓
May 2019	100%	98%	✓
June 2019	100%	98%	✓
July 2019	100%	98%	✓
August 2019	100%	98%	✓
September 2019	100%	98%	✓
October 2019	100%	98%	✓
November 2019	100%	98%	✓
December 2019	100%	98%	✓
January 2020	100%	98%	✓
February 2020	100%	98%	✓
March 2020	100%	98%	✓
2019/20	100%	98%	✓

Code	LPI_DS Waste 005
Short Name	Percentage of missed green waste collections corrected by next working day

Current Value	100.00%	✓
Current Target	98.00%	



Monthly Performance			
	Value	Target	Status
April 2019	100.00%	98.00%	✓
May 2019	89.47%	98.00%	⚠
June 2019	100.00%	98.00%	✓
July 2019	71.43%	98.00%	✗
August 2019	92.86%	98.00%	⚠
September 2019	100.00%	98.00%	✓
October 2019	100.00%	98.00%	✓
November 2019	100.00%	98.00%	✓
December 2019	100.00%	98.00%	✓
January 2020	100.00%	98.00%	✓
February 2020	100.00%	98.00%	✓
March 2020	100.00%	98.00%	✓
2019/20	96.15%	98.00%	⚠