
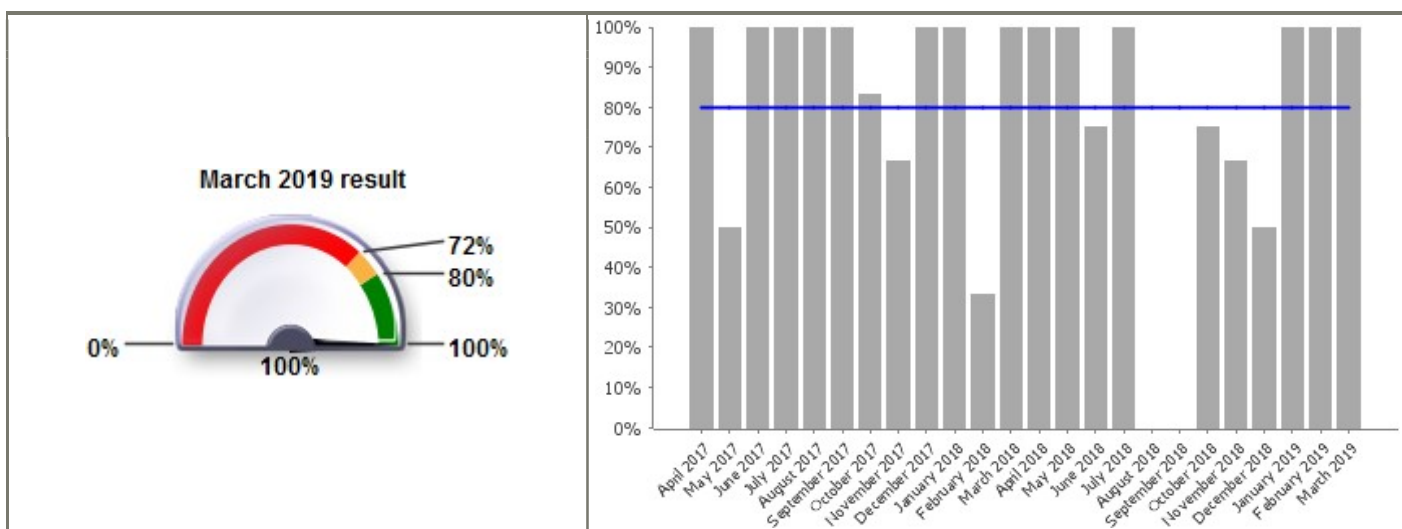















Key Performance Indicator Report for website - April 2018 to March 2019

Development Control


Code	LPI_DM 007a
Short Name	Processing of planning applications: Major applications in 13 weeks

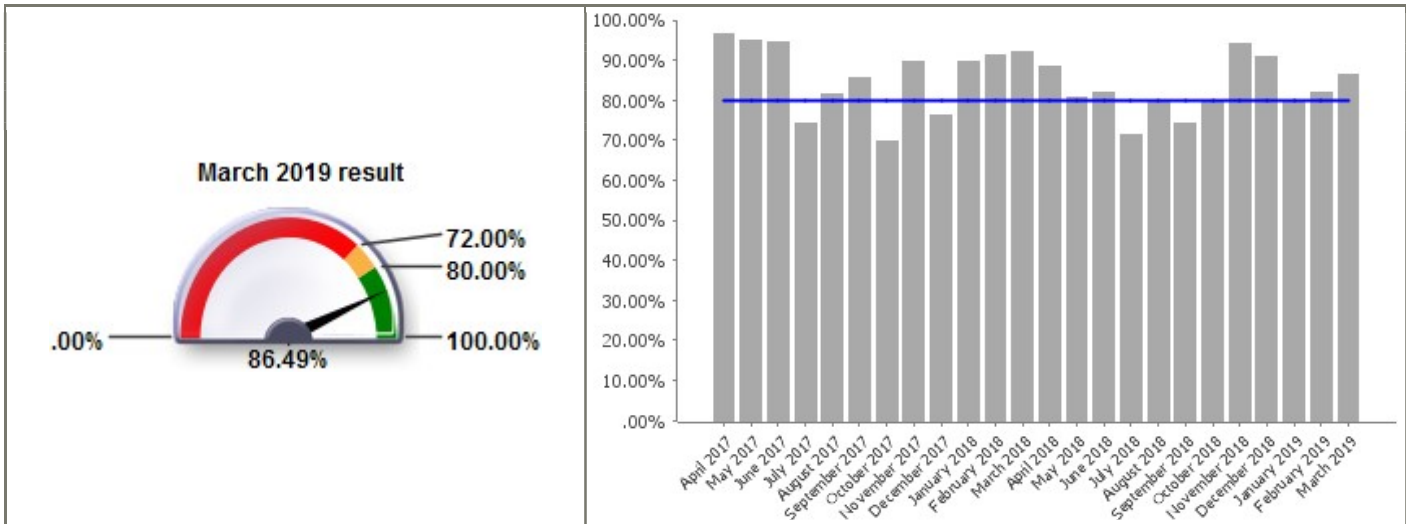
Current Value	100.00%	
Current Target	80.00%	
















Monthly Performance			
	Value	Target	Status
April 2018	100.00%	80.00%	
May 2018	100.00%	80.00%	
June 2018	75.00%	80.00%	
July 2018	100.00%	80.00%	
August 2018	DIV/0	80.00%	
September 2018	DIV/0	80.00%	
October 2018	75.00%	80.00%	
November 2018	66.67%	80.00%	
December 2018	50.00%	80.00%	
January 2019	100.00%	80.00%	
February 2019	100.00%	80.00%	
March 2019	100.00%	80.00%	
2018/19	85.71%	80.00%	


Code	LPI_DM 007b
Short Name	Processing of planning applications: Minor applications in 8 weeks

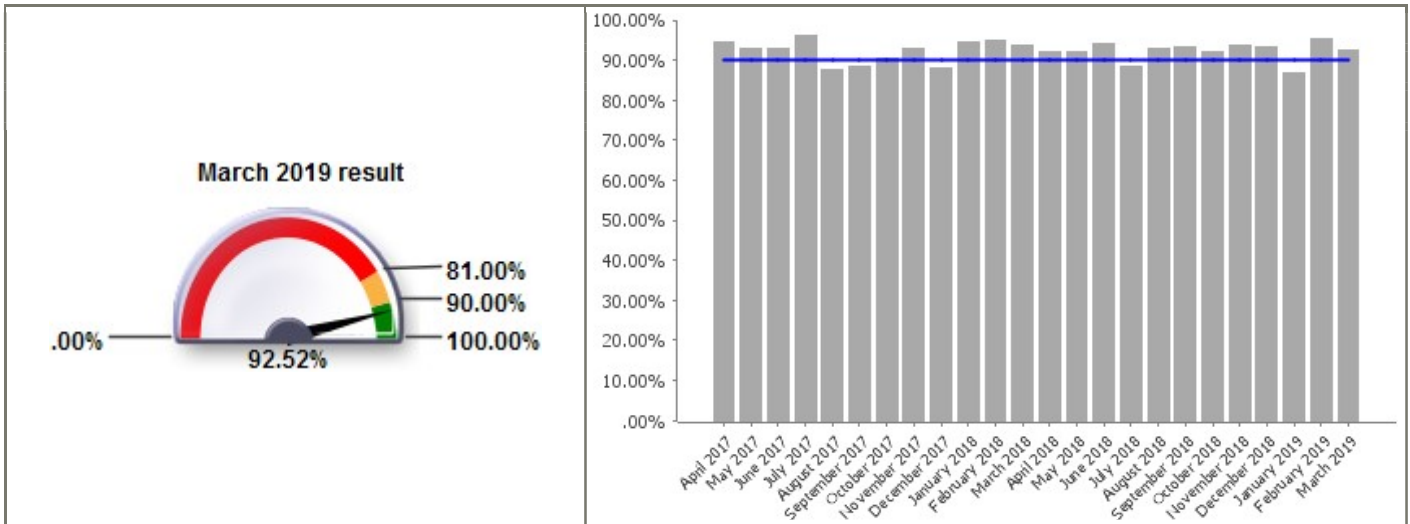
Current Value	86.49%	
Current Target	80.00%	
















Monthly Performance			
	Value	Target	Status
April 2018	88.24%	80.00%	
May 2018	80.56%	80.00%	
June 2018	82.05%	80.00%	
July 2018	71.43%	80.00%	
August 2018	80.00%	80.00%	
September 2018	74.07%	80.00%	
October 2018	79.41%	80.00%	
November 2018	94.12%	80.00%	
December 2018	90.91%	80.00%	
January 2019	79.31%	80.00%	
February 2019	81.82%	80.00%	
March 2019	86.49%	80.00%	
2018/19	82.48%	80.00%	


Code	LPI_DM 007c
Short Name	Processing of planning applications: Other applications in 8 weeks

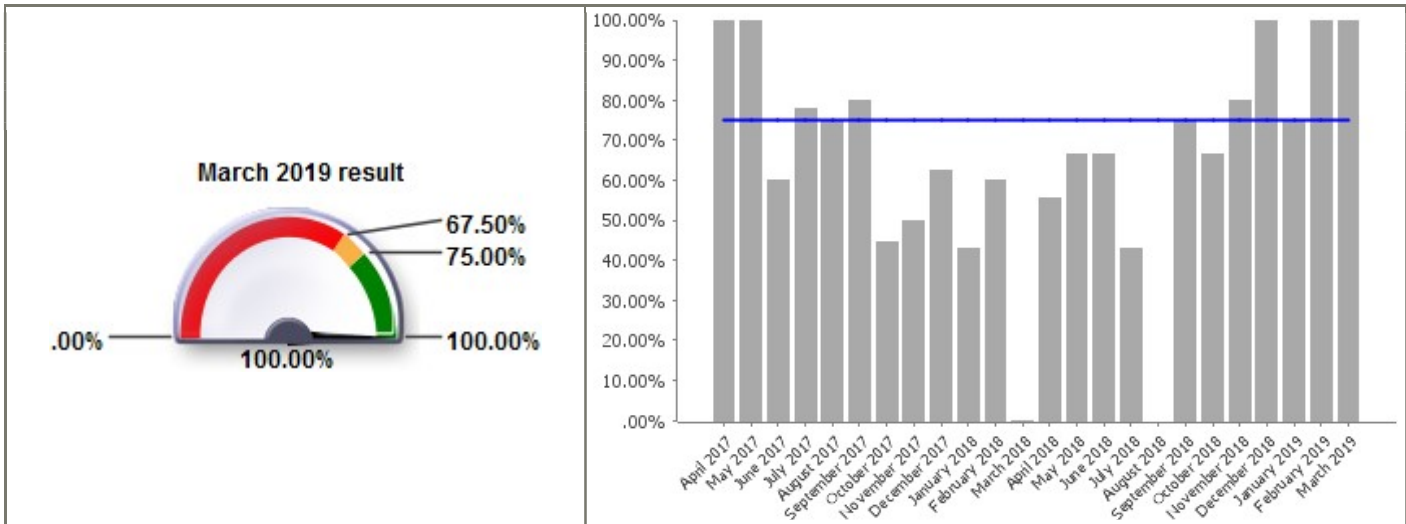
Current Value	92.52%	
Current Target	90.00%	
















Monthly Performance			
	Value	Target	Status
April 2018	92.19%	90.00%	
May 2018	92.00%	90.00%	
June 2018	94.24%	90.00%	
July 2018	88.55%	90.00%	
August 2018	92.97%	90.00%	
September 2018	93.14%	90.00%	
October 2018	91.94%	90.00%	
November 2018	93.81%	90.00%	
December 2018	93.28%	90.00%	
January 2019	86.99%	90.00%	
February 2019	95.24%	90.00%	
March 2019	92.52%	90.00%	
2018/19	92.16%	90.00%	

Code	LPI_DM 009
Short Name	Percentage of appeals against planning application refusal dismissed

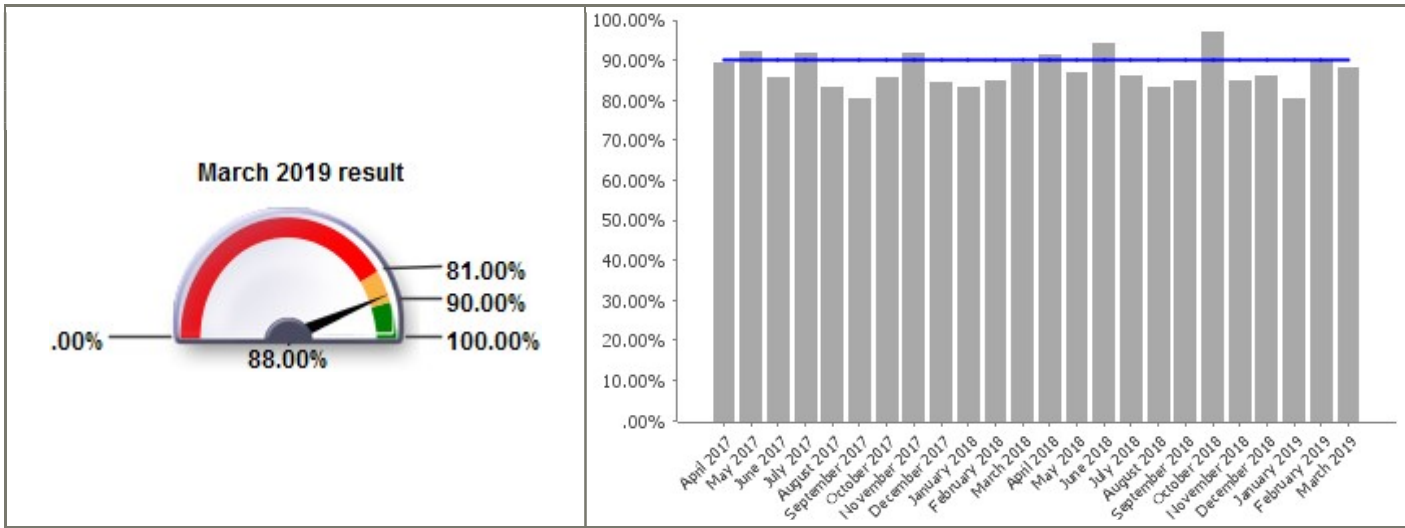
Current Value	100.00%	
Current Target	75.00%	



Monthly Performance			
	Value	Target	Status
April 2018	55.56%	75.00%	
May 2018	66.67%	75.00%	
June 2018	66.67%	75.00%	
July 2018	42.86%	75.00%	
August 2018	DIV/0	75.00%	
September 2018	75.00%	75.00%	
October 2018	66.67%	75.00%	
November 2018	80.00%	75.00%	
December 2018	100.00%	75.00%	
January 2019	75.00%	75.00%	
February 2019	100.00%	75.00%	
March 2019	100.00%	75.00%	
2018/19	70.69%	75.00%	

Code	MPI_DM 007d
Short Name	Processing planning applications: Householder applications in 8 weeks

Current Value	88.00%	▲
Current Target	90.00%	

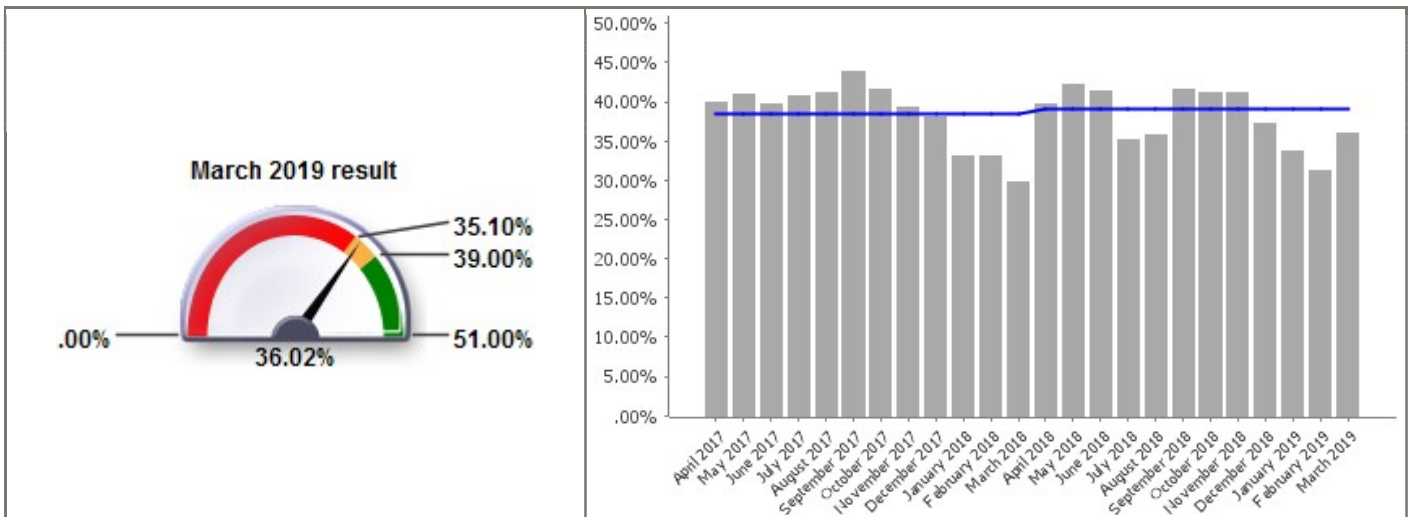


Monthly Performance			
	Value	Target	Status
April 2018	91.21%	90.00%	✓
May 2018	86.90%	90.00%	▲
June 2018	94.05%	90.00%	✓
July 2018	85.88%	90.00%	▲
August 2018	82.95%	90.00%	▲
September 2018	84.72%	90.00%	▲
October 2018	97.06%	90.00%	✓
November 2018	84.85%	90.00%	▲
December 2018	85.92%	90.00%	▲
January 2019	80.21%	90.00%	⬮
February 2019	90.24%	90.00%	✓
March 2019	88.00%	90.00%	▲
2018/19	87.53%	90.00%	▲

Direct Services

Code	LPI_DS Waste 001
Short Name	National indicator - Percentage of household waste sent for reuse, recycling and composting

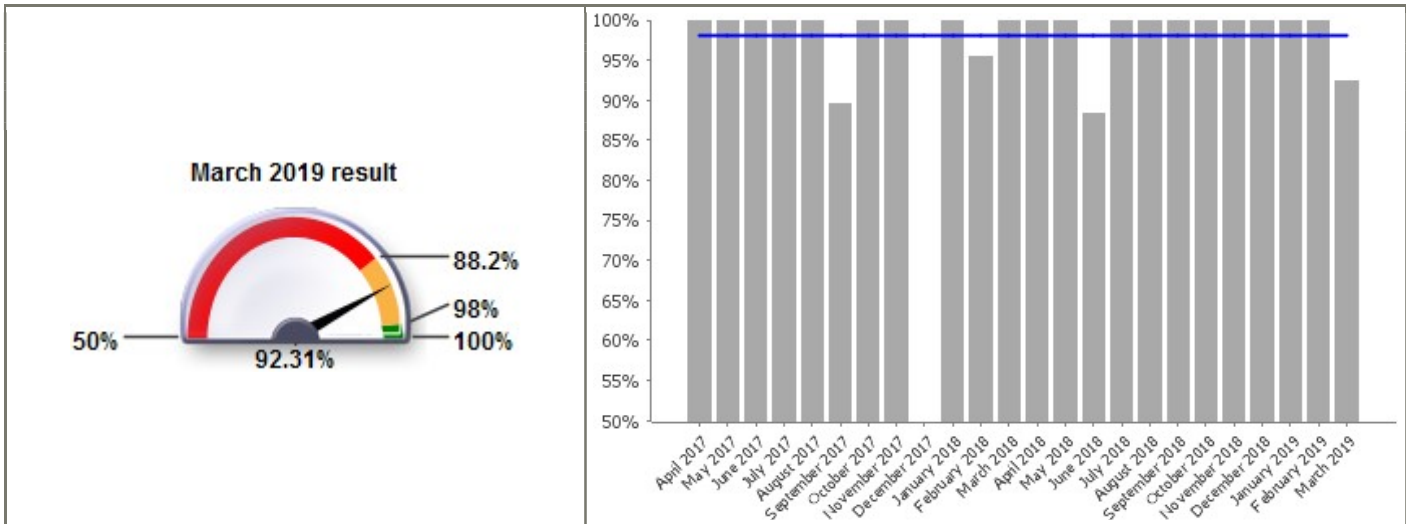
Current Value	36.02%	▲
Current Target	39.00%	
















Monthly Performance			
	Value	Target	Status
April 2018	39.68%	39.00%	✓
May 2018	42.26%	39.00%	✓
June 2018	41.27%	39.00%	✓
July 2018	35.23%	39.00%	▲
August 2018	35.83%	39.00%	▲
September 2018	41.53%	39.00%	✓
October 2018	41.16%	39.00%	✓
November 2018	41.18%	39.00%	✓
December 2018	37.24%	39.00%	▲
January 2019	33.71%	39.00%	⬮
February 2019	31.12%	39.00%	⬮
March 2019	36.02%	39.00%	▲
2018/19	38.20%	39.00%	▲

Code	LPI_DS Waste 003
Short Name	Percentage of missed collections put right by the next working day

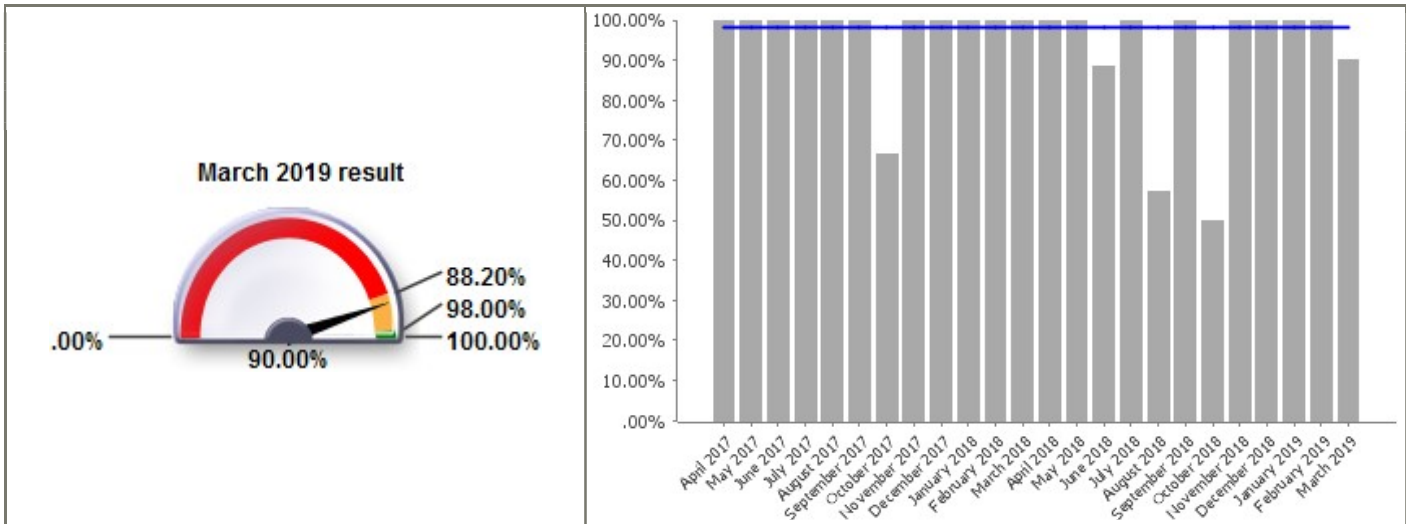
Current Value	92.31%	
Current Target	98%	



Monthly Performance			
	Value	Target	Status
April 2018	100%	98%	
May 2018	100%	98%	
June 2018	88.24%	98%	
July 2018	100%	98%	
August 2018	100%	98%	
September 2018	100%	98%	
October 2018	100%	98%	
November 2018	100%	98%	
December 2018	100%	98%	
January 2019	100%	98%	
February 2019	100%	98%	
March 2019	92.31%	98%	
2018/19	98.38%	98%	

Code	LPI_DS Waste 005
Short Name	Percentage of missed green waste collections corrected by next working day

Current Value	90.00%	▲
Current Target	98.00%	



Monthly Performance			
	Value	Target	Status
April 2018	100.00%	98.00%	✓
May 2018	100.00%	98.00%	✓
June 2018	88.46%	98.00%	▲
July 2018	100.00%	98.00%	✓
August 2018	57.14%	98.00%	✗
September 2018	100.00%	98.00%	✓
October 2018	50.00%	98.00%	✗
November 2018	100.00%	98.00%	✓
December 2018	100.00%	98.00%	✓
January 2019	100.00%	98.00%	✓
February 2019	100.00%	98.00%	✓
March 2019	90.00%	98.00%	▲
2018/19	90.47%	98.00%	▲