

Sevenoaks District Sustainable Community Action Plan 2010 - 2013



Sevenoaks District Local Strategic Partnership

making it happen
- together



Sevenoaks District

making it happen
- together



Local Strategic Partnership (LSP)

The Sevenoaks District Local Strategic Partnership was formed in March 2004 to co-ordinate and monitor delivery of the Action Plan. It is made up of representatives from the following organisations who work closely together:



All lead agencies have agreed to be responsible for delivering the priority outcomes set out in the Action Plan and they will provide information about their work to the LSP on a quarterly basis. Other partners, including Town and Parish Councils, are closely involved in delivering projects at a local level, together with many businesses, community and faith groups.

Further details about the structure of the LSP, its terms of reference and how it operates, are set out on pages 50-51.

making it happen – together

the Sustainable Community Action Plan

Sustainable Community Plans create a long-term, sustainable vision for their area and set out the community's priorities for action.

"Making it happen - together", Sevenoaks District's first Community Plan was published in April 2004. It sets out a **ten year vision** that reflects what people in the District said was important, and what helps to define a **Sevenoaks District sustainable community**:

We want Sevenoaks District to be recognised by all as a place with:


- **Safe and Caring Communities**
We want to make Sevenoaks a safer place to live, work and travel, and where people can be supported to lead independent and fulfilling lives.
- **A Green and Healthy Environment**
We want Sevenoaks District to be a place where people can enjoy high quality rural and urban environments, and where people have healthy lifestyles and receive good support when it is needed.
- **A Dynamic and Sustainable Economy**
We want Sevenoaks District to be a place where businesses thrive and local people

have a broad range of skills, and where people can live, work and travel more easily and are empowered to shape their communities.

Making it Happen is supported by three-yearly action plans. The 2008-2010 action plan will come to an end in March 2010 and we are pleased to present to you a new action plan for the next three years (2010-2013).

During the last three years, the Sevenoaks District Local Strategic Partnership and other partnerships in the District have been working to deliver quality services that local people want. The next three years will build on this and local people and neighbourhoods will continue to influence both the provision of services and the performance of service providers. The Sevenoaks District Local Strategic Partnership will continue to work together to shape the places we live in, shape services around the user and make public services increasingly effective, accountable and responsive to the people who use them.

This document is the result of widespread consultation. The Plan makes a commitment to foster further community engagement in the future in order to deliver strong and prosperous communities.



Cllr Peter Fleming
Leader of Sevenoaks District Council



Robin Hales
Chief Executive, Sevenoaks District Council &
Chairman of Sevenoaks District Local Strategic Partnership

making it happen
- together



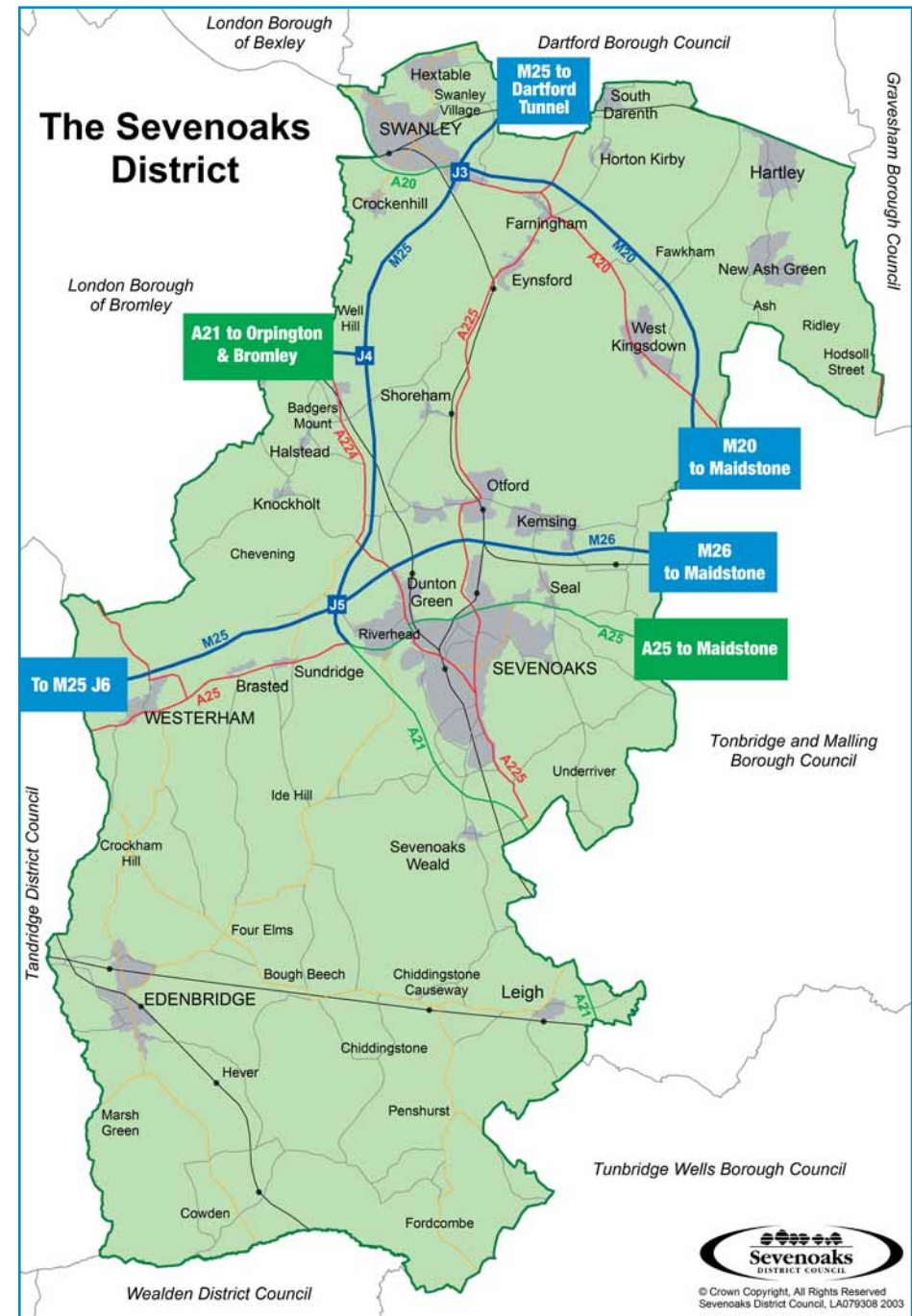
About

the Sevenoaks District

Sevenoaks District is located in West Kent, with the edge of Greater London to the north, Surrey to the west and East Sussex to the south. The District covers almost 142 square miles and 93% is designated Green Belt.

Sevenoaks urban area is the principal settlement with the widest range of services and facilities. Swanley is the second largest settlement within the District and is located close to the edge of Greater London. Edenbridge is the main centre in the rural south of the District. Other larger villages include New Ash Green, Hartley, Otford and Westerham. Half the population live in the 40 or so villages and hamlets that are scattered throughout the District. These vary in the size of population and the number and range of services available.

The quality of the landscape is a distinctive feature of the area. The national significance of the landscape is recognised by the inclusion of 60% of the District within either the Kent Downs (to the North) or High Weald (to the South) Areas of Outstanding Natural Beauty.



About the Sevenoaks District – continued

The District is a popular place to live, partly because of its proximity to London and the continent. Major transport links are provided by the M25, M26 and the M20 motorway, the A21, A20 and A25. Stations throughout the District provide rail access to London in under an hour. The District is also well located for Gatwick and Heathrow airports as well as the Channel Ports and Ashford and Ebbsfleet International stations and has one of the highest rates of day visitors in the county.

The overall impression of affluence masks local pockets of urban and rural deprivation. There are six areas in the District more deprived than the National average. Some wards in the District suffer from higher than national average unemployment rates, higher levels of poverty, poor health, low educational and skill levels and higher than average rates of crime.

Inequalities within the District are highlighted by a lack of affordable housing and by the fact that house prices are on average 1½ times greater than the South East average. The District has one of the sparsest populations in the county and this is a challenge for local agencies and other service providers.

The area is served by 44 Local Authority primary schools, 3 special schools, 4 secondary schools and a variety of independent schools, 2 community hospitals in Sevenoaks and Edenbridge and 3 Police stations. There is a wide variety of leisure facilities, including leisure centres at Edenbridge, Sevenoaks and Swanley. There are indoor and outdoor bowls centres, golf courses, sports grounds, recreation areas and scenic country walks.

The District also has an important historic and cultural legacy with 17 nationally designated historic parks and gardens including Knole House and Park. Sevenoaks also has a number of historic houses including Penshurst Place, Hever Castle and Lullingstone Roman Villa.

Your priorities

for the next three years

To help identify your priorities, we consulted many different groups, including community representatives, statutory and voluntary organisations, businesses, partnerships and residents.

The following groups have been consulted in the preparation of this document:

- Sevenoaks District Council Members.
- Kent County Council Members.
- Town and parish councils.
- The Residents' Panel.
- Sevenoaks District Local Strategic Partnership.
- Community Safety Partnership.
- Sevenoaks District Health Action Team.
- The Voluntary Sector Forum.
- 3 Local Children's Trust Boards.
- West Kent Extra.
- Youth Network.
- Access Group.
- Community Safety Days: Sevenoaks, Swanley and Edenbridge.
- Disability open day at Sevenoaks Leisure Centre.
- Trickster: Sevenoaks and Swanley (a public performance aimed at older people).
- Sevenoaks Area MIND.
- Youth Zone – Hollybush, Leigh, Seal, Swanley, Edenbridge, New Ash Green, Shoreham, Dunton Green, Halstead and Westerham.
- Businesses via Business Link South East, Sevenoaks and Swanley Chambers of Commerce.
- Sevenoaks District Council:
 - Council Service Managers and Heads of Service,
 - Planning Policy team,
 - Corporate Climate Change Group,
 - Economic Development Group.
- HERO project users.
- Area of Outstanding Natural Beauty boards.
- Polish community.
- Residents of St Mary's Estate (ROSE) group.

The results reflect what you felt was important and the following list of priorities is what you wanted the Sevenoaks District Local Strategic Partnership to focus on over the next three years.

During our consultations with residents, including more vulnerable people and groups, residents told us that that they sometimes need extra support in their lives and extra support to engage in their community.

For example, support is needed to help those who have been victims of abuse, those who find themselves in difficult economic circumstances, and those who want support to be as independent as it is possible for them to be. This can reflect housing needs and housing support needs. The needs of vulnerable people are therefore taken into account within each part of the plan.

Your Priorities for the next three years – continued

The Sevenoaks District Local Strategic Partnership recognises that everyone has a contribution to make to our society and a right to access services without being discriminated against or disadvantaged because of their:

- Race, colour, nationality, ethnicity.
- Gender, marital status or caring responsibility.
- Sexual orientation.
- Age.
- Physical or mental disability or mental health.
- Religion or belief.
- Health status.
- Employment status.

Priority	Description	Page No.
Priority 1	Help communities to feel safe and be safe	8-9
Priority 2	Meeting the needs of an ageing population	10-11
Priority 3	A better start for our children	12-13
Priority 4	Improve the lives of young people in the District	14-15
Priority 5	A clean and healthy environment	16-17
Priority 6	Energy, resources and climate change	18-19
Priority 7	Improve health and wellbeing	20-21
Priority 8	Development and the environment	22-23
Priority 9	Strong, active and involved communities	24-25
Priority 10	Keep Sevenoaks District moving	26-27
Priority 11	Housing to meet residents' needs	28-29
Priority 12	A thriving economy	30-31

The priorities are numbered for ease of reference only

Detailed action plans on how each of your priorities will be delivered are set out on pages 32-48. It is important to say that no one priority stands on its own. Each priority supports and contributes to the delivery of other priorities in the plan in some way. These relationships are set out in the action plans.



Priority 1

Help communities to feel safe and be safe

Community Safety is about action to tackle crime and anti-social behaviour. It is also about the fear of crime. Community Safety involves everyone who lives, visits or works in the area.

The Sevenoaks District Community Safety Partnership brings together all of the key agencies in the District who can have an impact on crime, anti-social behaviour and fear of crime.

The District has the lowest levels of crime in the County. However, there is still a need to focus on particular types of crime. Current priorities include burglary and vehicle crime. These two crime types are affected by proximity to the metropolitan area, ease of access via motorways and the availability of high value goods in some parts of the District.

While Sevenoaks has the lowest levels of violent crime in the county, because of its nature, domestic abuse continues to be an important crime type in this category. Actions to address domestic abuse are set out in the Sevenoaks Community Safety Partnership's action plan 2008-2011 and include strategies to reduce repeat victimisation.

Over the last three years, the Community Safety Partnership has seen an improvement in people's feelings of safety and in September 2009, 96.7% of people in the District surveyed said they felt safe, compared with 88.2% in September 2008. This also compares favourably with the average of 94% across the County.

The percentage of people who feel that the Police and local councils work successfully together to tackle anti-social behaviour and crime that matters is measured through the Kent Crime and Victimisation Survey and currently stands at 68.6%. The Community Safety Partnership is working hard to improve this.



Actions for the next three years:

- Tackling and reducing anti-social behaviour.
- Further reducing burglary and vehicle crime and other crimes of concern to local people.
- Reducing repeat incidents of domestic violence and abuse.
- Enhancing accessibility and visibility of neighbourhood police teams.
- Ensuring the Police, Council and other organisations work together to tackle local residents' concerns.
- Feeding back to residents information about action taken in their area.
- Involving local people in identifying local issues.
- Supporting young people who would otherwise be at risk of offending.

An action plan showing how these will be delivered is given on page 33

Facts and figures

- There were 3,757 recorded crimes in the Sevenoaks District from April to December 2009, the lowest number in the County.
- The following results relate to Sevenoaks District residents who responded to the national Place Survey in 2008:
 - 12.6% of residents felt that anti-social behaviour was a problem in their local area. This is the second best in the county and better than the national average of 15.59%.
 - 35.1% of residents felt that parents took responsibility for the behaviour of children in their area. This was the best in the county and better than the national average of 31.79%.
 - 26.6% of residents felt that the Council and the Police understood local concerns about anti-social behaviour and crime issues. This was the second best in the county and better than the national average of 24.52%. 25.9% felt that the Police and Council deal successfully with anti-social behaviour and crime in their area. This was the fourth best in the county but below the national average.
- 25.2% of residents felt that there was a problem with people not treating each other with respect and consideration in their local area. This was the best in the county and better than the national average of 26.63%.
- The Sevenoaks District Community Safety Partnership dealt with 548 cases of anti-social behaviour between April 2007 and December 2009. 45 individuals were issued with warning letters and 15 individuals signed an acceptable behaviour agreement.
- Only 14.7% of those responding to the national Place Survey in 2008 expressed concern about domestic abuse as a crime type. However, Sevenoaks saw an increase in domestic abuse incidents by 14.3% in October 2008-September 2009 compared to the same period in the previous year (Sevenoaks District Community Safety Partnership Strategic Assessment 2009).



Priority 2

Meeting the needs of an ageing population

During our consultations, residents in the District told us they were concerned about staying active and healthy in later life, being able to live at home as independently as possible, having access to the right services and support and homes that can adapt to their needs.

Forecasts for the District suggest that the proportion of older people aged 65 and above will significantly increase in the years leading up to 2031. This will have an impact on service planning for health, social care, housing and other services.

With a growing older population, the District's housing requirements will also change considerably in the coming years. The Local Development Framework (LDF) recognises the need for a good mix of housing types and services for the growing older population to promote strong and sustainable communities. There is a need to build homes and neighbourhoods that reflect the changes that occur over lifetime, so that older people are not excluded by design as they grow older and frailer.

29.2% of residents in the Sevenoaks District, who responded to the national Place Survey in 2008, felt that older people in their local area got the help and support they needed to live independently. This was below the national average of 31.16% and is an issue that the Sevenoaks District Local Strategic Partnership (LSP) will be working hard to address over the next three years.

The majority of older people wish to remain independent in their own homes for as long as possible. Independent living can be maintained with the right housing-related support. For those with more intensive needs and where independent living is no longer an option, there needs to be a range of specialised housing.

It is important that the LSP ensures that, as people age, they are aware of and have access to appropriate services to maintain and improve their quality of life, and that the positive contribution of older people in the community is recognised.

Actions for the next three years:

- Helping people to stay active and healthy in later life.
- Enabling people to have the right services and support.
- Ensuring that new homes will be suitable for life.
- Providing home adaptations to enable people to remain independent in their own homes.
- Recognising the positive contribution people make to the community in later life.

An action plan showing how these will be delivered is given on page 34

Facts and figures

- 29.2% of residents in the District, who responded to the national Place Survey in 2008, felt that older people in their local area received the support they needed to live independently at home. This is below the national average of 31.16%.
- By 2031, almost a quarter of the population of the District will be aged 65 and above. At the same time, the age group 20-64, which is the age group most likely to be engaged in employment, is forecast to show a decrease over this period, from about 58% to less than 53% (Office for National Statistics).
- KCC forecasts show that this ageing of the population will happen sooner, with 25% of the population being aged 65 and above by 2026.
- 86.9% of residents in the District over 65, who responded to the national Place Survey in 2008, said that they were satisfied with both their home and their neighbourhood. This was above the national average satisfaction rate of 86.42% and the fourth highest satisfaction rate in the county.



Priority 3

A better start for our children

We want to ensure our children have the best possible start in life. We support the Government's aims as set out in the "Every Child Matters" outcomes, for every child, whatever their background or circumstances, to have the support they need to:

- be healthy,
- stay safe,
- enjoy and achieve ,
- make a positive contribution,
- achieve economic well-being

We want to do this so that children can go on to reach their potential in adult life, for example, by getting skills and qualifications for jobs, or by leading healthy lives and reducing chances of serious illness.

During our consultations, we identified that residents were concerned about these issues and wanted us to provide services and support for parents and their children, as well as activities for children both in and out of school. Residents also had concerns about the health of primary school aged children.

Local Children's Trust Boards (LCTBs) have an important role to play so that our children have a better start in life, delivering the "Every Child Matters" outcomes. They work to improve opportunities and support for local children and young people. LCTBs include representatives from Kent County Council Children Families and Education, Youth Service and Youth Offending Service, District Councils, Health, Police and voluntary and community groups.

A consultation with over 3,000 children and young people was carried out during 2008 in preparation for the Sevenoaks District Young People's Action Plan (YPAP). In this plan, partner agencies set out how they will support the issues identified by children as being important to them, including health, self-esteem and body image, physical activity, personal safety, bullying, access to affordable local activities, anti-social behaviour and internet safety.

The Local Strategic Partnership will work with other partnerships to ensure that your priorities for action are taken forward and that we all work together to give children a better start in life.

Actions for the next three years:

- Improving the health of primary school age children, for example, by reducing childhood obesity.
- Increasing affordable out of school provision and activities for children.
- Reducing the impact of poverty and the difference in child poverty across the District.
- Providing parenting help and advice.
- Developing early years services to meet local needs.

An action plan showing how these will be delivered is given on page 35

Facts and figures

- Data from the 2009 Health Profile for the Sevenoaks District shows that 6.9% of reception year children were classified as obese (Association of Public Health Observatories Health profiles, produced on behalf of the Department of Health).
- Local Children's Trust Boards (LCTBs) work to provide a better start for children and young people in the Sevenoaks District.
- Sevenoaks District Council runs weekly clubs for children aged 8-12 in four areas across the District, in partnership with West Kent Extra. The project is also supported by local town and parish councils and Kent County Council. Activities are currently run in Swanley, Sevenoaks and New Ash Green, with a new project being developed in West Kingsdown. The 8-12s clubs provide low cost recreational and educational activity for children and encourage team work, communication skills, self confidence and friendship. Around 70 children are supported by the Swanley project and 20 for each of the other projects.
- The Harvey Centre based at Swanley School opened in July 2008. This is a new initiative aimed at providing a range of facilities for young people in the 11-21 age range, particularly those at risk of exclusion.
- Two Children's Centres have now been established in Edenbridge and Swanley and others are planned for the District.



Priority 4

Improve the lives of young people

During our consultations, residents told us that we should ensure young people have opportunities to take part in activities and get involved in planning services.

Hundreds of young people who took part in the Young People's Action Plan (YPAP) survey said they were already involved in voluntary work and other work in their local community. Young people wanted to be involved in a range of opportunities and most wanted to be involved in surveys/polls, environmental projects, volunteering with other young people and deciding on funding for young people's projects.

Residents also told us that they wanted us to help support young people to overcome barriers to achieving their potential, both in school and out of school.

The Sevenoaks District Local Strategic Partnership (LSP) recognises that there are many barriers that young people face in working to improve their lives and to be able to participate in the ways they identified in the YPAP survey. These may include, for example, perceptions of young people, young people's feelings of safety, transport and accessibility issues.

Helping to ensure that young people have the right skills and qualifications for employment is another way the LSP can help young people achieve their full potential. These issues are dealt with in more detail in Priority 12 "A Thriving Local Economy" to reflect the important contribution skills and qualifications make to the economy.



Actions for the next three years:

- Involving young people in planning local services.
- Increasing young people's participation in activities.
- Removing barriers and support for young people to achieve and reach their full potential at school.
- Providing opportunities for young people to achieve and reach their potential outside school.

An action plan showing how these will be delivered is given on page 36

Facts and figures

- The success of primary schools in the District, coupled with the absence of grammar or church comprehensive schools, means that a high percentage of young people who live in the District receive secondary education from outside of the District (KCC Children Families and Education, 2009).
- 64% of young people resident in the Sevenoaks District attend schools outside of the District.
- 61.1% of the young people who attend secondary schools in Sevenoaks District attained 5+ A*-C grades in GCSE examinations and 34.7% attained 5+ A*-Cs including English and Maths (KCC Children Families and Education, 2009).
- More than 3,060 children and young people aged 9-18 took part in the Young People's Action Plan survey, representing approximately 21% of this age group in the District. This survey showed that:
 - 48% of young people aged 11-18 said worrying about crime stops them going out.
 - Young people like to spend time together socially, but not necessarily within an organised or structured activity.
- Young people thought providing more things for young people to do would deter them from getting involved in crime. This included more youth clubs, more places to do things such as skate parks and clubs, more sport and leisure activities and more cheap activities.
- There is a lack of further education establishments in the District (KCC Children Families and Education, 2009).

5

Priority 5

A clean and healthy environment

During our consultations, residents told us that they wanted to have a safe and clean environment and to tackle graffiti and fly-tipping.

The environment plays an important role in enabling people to feel safe. The Sevenoaks District Community Safety Partnership will continue to target initiatives aimed at reducing environmental problems such as fly-tipping and graffiti and improving the safety of our streets. The Community Safety Partnership is also responsible for undertaking Environmental Visual Audits (EVAs). These support activity around community safety by involving local community representatives in tackling areas in need of improvement. An EVA results in a report on issues identified being presented to the landowner/s so that they can agree appropriate action.

Residents also said that they were concerned about air quality issues. There are various sources of air pollution, but road transport is one of the main sources in the Sevenoaks District, with the highest concentrations generally found close to busy roads and in urban areas. The Air Quality Action Plan aims at reducing levels of air pollution within Air Quality Management Areas across the District.

It recognises the impact of road traffic emissions on air quality from the motorway network system and major roads such as the A20 and A25. The strategy also aims to reduce emissions, noise from traffic and congestion.

We know that these things have an adverse effect on air quality and health. The Sevenoaks District Transport strategy recognises that we can help to reduce congestion by changing the way we travel, reducing reliance on the car and encouraging more sustainable transport development. Given increasing levels of car ownership and the rural nature of the District, this is a very difficult challenge.

It is also important that the design and location of new development takes into account the need to improve air quality in accordance with the District's Air Quality Action Plan.



Actions for the next three years:

- Tackling graffiti and fly tipping.
- Reducing litter and improving street cleanliness.
- Improving air quality, reducing vehicle emissions.

An action plan showing how these will be delivered is given on page 37



Facts and figures

- There are 11 Air Quality Management Action Areas in the Sevenoaks District. (Sevenoaks Air Quality Management Action Plan 2009)
- Car ownership is above the National and South East level. In 2001, 85.4% of households owned a car compared to 80.6% in the South East and 73.2% for England. There are also higher proportions of households with more than one car (Office National Statistics 2001 Census)
- Over 400 vehicles were voluntarily surrendered between 2006/07 and 2008/09 and 370 abandoned vehicles were removed by Operation Cubit (Sustainable Community Action Plan, monitoring information).
- Reported incidents of fly-tipping in the District increased from 533 in 2006/7 to 645 in 2007/8. This was an increase from 1.9% of the county's total number of incidents to 3.0%. Sevenoaks was only 1 of 3 districts showing an increase over the period, although the District remained the second lowest in the county. There was a further rise in 2008/9 when 810 incidents were reported. In the first half of 2009/10, there were 399 incidents. Removal times have fallen since 2007/8, when the average time was 8.4 days, to 2.7 days in 2008/9. The current rate for

2009/10 is one day (Clean Kent data for Sevenoaks District Community Safety Partnership Strategic Assessment, 2009).

- The Community Safety Partnership undertook Environmental Visual Audits in 4 areas within the District during 2008/09.
- 90% of residents in the District who responded to the National Place Survey in 2008 said they were satisfied with refuse collection services. This was the highest level of satisfaction in the County and well above the national average of 77.36%.
- 66.3% of residents in the District, who responded to the National Place Survey 2008, said that they were satisfied with the standard of keeping public land clear of litter and refuse. This was the highest level of satisfaction in the County and well above the national average of 59.5%.
- Sevenoaks District has seen a 61.9% reduction in graffiti reported to the Police, when compared to the same period last year. This equates to 91 fewer crimes. The District has improved its county position from 6th highest to lowest over the period (Sevenoaks District Community Safety Partnership Strategic Assessment, 2009).



Priority 6

Energy, resources and climate change

During our consultations, residents in the District told us that they were concerned about climate change. Residents also told us that they were concerned about saving energy, reducing the use of our natural resources and dealing with fuel poverty.

The Sevenoaks District Local Strategic Partnership recognises that reducing the use of energy and natural resources must be a priority. Reducing the per person carbon footprint of the District can be achieved most effectively through targeting existing housing with low carbon measures. Low carbon measures include insulation, energy efficient heating and renewable energy technologies.

With increasing fuel costs, it is important to think about how we continue to support people who are finding it difficult to heat their homes. The Kent Health and Affordable Warmth Strategy defines a fuel poor household as “one that cannot afford to keep adequately warm at reasonable cost.” Fuel poverty has a real impact on people’s health and ability to be independent in their own homes.

It is also important to think about how we can change or adapt to the effects of climate change. This includes assessing the risks and opportunities that a changing climate will create. This could include issues such as flood risk, which is forecast to increase due to more extreme weather conditions, and water shortages that may result from more frequent summer droughts.

The Local Development Framework aims to reduce the causes and effects of climate change by improving the energy and water efficiency of all new developments. It highlights the need to locate new developments where people can access services and facilities and reduce reliance on the need to travel by car. This will be supported by measures promoted through the Sevenoaks District Strategy for Transport, which identifies the need to invest in public transport services as well as walking and cycling facilities to provide real alternatives to travelling by car.

Actions for the next three years:

- Reducing consumption of energy and water and promoting renewable energy.
- Reducing fuel poverty and promoting affordable warmth.
- Preparing for climate change, e.g. through flood risk plans, design of new buildings and emergency planning.

An action plan showing how these will be delivered is given on pages 38-39

Facts and figures

- Sevenoaks District Council committed to reducing climate change by signing the Nottingham Declaration on Climate Change in October 2007. Working with all sectors and industries in the local community, the Council will aim to reduce energy use and congestion, improving the local environment and tackling fuel poverty. The Declaration is endorsed by Central Government, the Energy Saving Trust, and the Local Government Association (Sevenoaks District Sustainable Community Plan Annual Report, 2008).
- In 2005, government figures showed that the amount of energy used within the Sevenoaks District was responsible for 740 Kilo Tonnes of Carbon Dioxide. In this year, there were 112,000 people living in the District, which means that the per person carbon footprint of the District was 6.6 tonnes of carbon dioxide during that year (Department of Energy and Climate Change - Local and Regional CO2 Emissions Estimates for 2005-2007).
- 21% of our residents in receipt of benefit live in homes considered to be so difficult to heat that they put the health of the householder at risk. These homes have an Energy Performance Certificate rating of G – F. Ratings are measured on a scale from A – G where A is the most energy efficient and G is the least energy efficient. A district comparison reveals that this is the highest proportion in Kent (Department for Communities and Local Government – Data Interchange Hub).
- Warm Front funding of £352,253 has assisted local residents to reduce their fuel bills (Sevenoaks District Sustainable Community Plan Annual Report 2008).



Priority 7

Improve Health and Wellbeing

Healthy lifestyles help to prevent serious or life threatening illness and provide a sense of well-being. During our consultations, residents told us they wanted to improve their health and valued healthy lifestyles advice and activities. Residents were also concerned about drug and alcohol misuse, teenage pregnancy and sexual health issues and access to health services.

Alcohol-related hospital admissions are increasing across the county and the District has the highest estimated percentage in the County of Problematic Drug Users who are not receiving any treatment.

We know that we face some real challenges in dealing with health issues in this District:

- The average age of the Sevenoaks population is rising because people are living longer. This presents a serious issue when planning future health and social services.
- The sparsely populated and rural nature of the District presents problems in accessing services due to a lack of rural transport services.
- Rising fuel costs are making it increasingly difficult for vulnerable people to afford to keep their home warm.

- There is a difference in life expectancy between different wards in the District. For example, men from more deprived areas have over five years shorter life expectancy than those from less deprived areas.

The Sevenoaks District Health Action Team (HAT) helps to identify health needs and coordinates delivery of health improvement and lifestyles projects. The HAT will deliver an action plan to ensure a partnership approach to improve health and wellbeing in the District, building on NHS Choosing Health priorities, encouraging physical activity and addressing gaps in services.



Actions for the next three years:

- Encouraging good access and transport links to hospitals and GP surgeries.
- Providing healthy lifestyle advice and low cost activities.
- Providing particular advice and activities that aim to improve mental health and well-being.
- Reducing the gap between the highest and lowest mortality rates across the District.
- Reducing teenage conception and improving awareness of sexual health.
- Reducing drug and alcohol misuse.
- Helping people to stop smoking.

An action plan showing how these will be delivered is given on pages 40-41

Facts and figures

- The estimated number of attendances at healthy lifestyles initiatives increased from 11,000 in 2007/08 to 20,000 in 2008/09 representing a total increase of 45% (Sevenoaks District Sustainable Community Plan Annual report, 2009).
- There are disparities in life expectancy between wards in the District. The difference in life expectancy between the highest and lowest wards in the District is 6.3 years (2009 NHS Health Profile for Sevenoaks District).
- Access to major hospitals and primary care centres (e.g. GP surgeries) varies considerably through the District. A new 512 bed hospital is currently being built at Pembury by NHS West Kent, with the first phase planned to accept patients in 2011 (Sevenoaks District Strategy for Transport 2009-2026).
- In 2008 residents in the District gave the following responses to the national Place Survey:
 - 82.5% of residents said that their overall health and wellbeing was good or very good. This is the highest level reported in the County and above the national average of 77.16%.
 - 15.8% residents felt that drunk or rowdy behaviour was a problem in their local area. This was the second lowest level in the County and below the national average of 25.36%.
 - 17.4% of residents felt that drug use or drug dealing was a problem in their local area. This was the second lowest level in the County and below the national average of 25.37%.
 - Only 14% of estimated Problematic Drug Users are known to be accessing treatment, the lowest in the County (Sevenoaks District Community Safety Strategic Assessment, 2009).
 - 51.5% of residents were satisfied with sport and leisure facilities in the District. This was the fifth highest level of satisfaction in the County and above the national average of 46.2%.

8

Priority 8

Development and the Environment

People in the District place a high value on the quality of the landscape and its local and historic character. It is important therefore that any development not only supports the Community Plan in terms of housing, the economy and services, but also protects the high quality natural and built environment.

The Local Development Framework (LDF) Core Strategy sets out the spatial vision and strategic planning policy objectives that support the Community Plan. In particular, new development should:

- Be of high quality.
- Respect distinctive local character.
- Create safe, inclusive and attractive environments.
- Incorporate sustainability and take into account potential climate change.
- Be appropriately located to ensure access to services and balanced communities.
- Take into account the needs of rural communities.
- Provide housing appropriate to the needs of the District, including affordable housing and balanced communities.

- Minimise energy use.
- Promote economic prosperity, particularly in areas in need of regeneration.
- Contribute to environmental quality.
- Protect the Green Belt, conserve and enhance the Kent Downs and High Weald Area of Outstanding Natural Beauty and other areas important to the landscape.
- Sustain access to good quality community facilities.



Actions for the next three years:

- Protecting the distinctive physical character of the District.
- Encouraging safe and vibrant town and village centres.
- Identifying the areas that are most in need of development or improvement.
- Ensuring that developers contribute to the services that are essential to the communities they affect.

An action plan showing how these will be delivered is given on page 42

Facts and figures

- 93% of the District is designated as Metropolitan Green Belt. The Green Belt aims to check the unrestricted spread of large built-up areas and preserve the setting and special character of historic towns (LDF Core Strategy).
- Over 60% of the District is covered by the High Weald and Kent Downs Areas of Outstanding Natural Beauty which have been confirmed by the Government as having the highest status of protection in relation to landscape and scenic beauty (LDF Core Strategy).
- There are extensive areas in the District recognised for their nature conservation importance, including 17 Sites of Special Scientific Interest and 57 Wildlife sites (LDF Core Strategy).
- The District features a substantial legacy of historic towns and villages, with 40 Conservation Areas, 2,112 listed buildings and 23 scheduled ancient monuments (LDF Core Strategy).



Priority 9

Strong, active and involved communities

During our consultations, residents told us that they wanted to be able to have a greater say in influencing the future shape of their areas. Residents also said that they valued the contribution older people make to their local communities and wanted us to continue to promote volunteering and enable social, cultural and sporting events to flourish.

In order to have strong, active and involved communities, it is essential that community needs are taken into consideration when planning services and new developments. Communities should expect to have more influence over the priorities of their local area. The Sevenoaks District Local Strategic Partnership will continue to work with communities, neighbourhoods and individuals to identify what is most important to them, so that we are delivering services that residents want.

There is a strong history of volunteering in the District and voluntary, community and faith organisations have an enormous impact on community and well-being.

The Sevenoaks District Older People's Strategy highlights the value older people have in the community. It recognises that older people's contribution to the community is often "hidden" and therefore not widely recognised or celebrated.

Volunteering, social, cultural, community and sporting activities are a vital part of what holds a community together. It is also important to recognise the many opportunities that the District can gain from the legacy of the 2012 Olympic and Paralympic Games, as they can provide excellent opportunities to develop strong, active and involved communities.

Actions for the next three years:

- Ensuring that residents have a greater say in influencing the future shape of their areas and in planning future services.
- Providing better information about, and referral to, services.
- Enabling local, social, community, cultural and sporting activities to flourish for all age groups.
- Promoting and supporting volunteering.
- Valuing the contribution that older people make to society through volunteering, caring for relatives and grandchildren and passing on skills.

An action plan showing how these will be delivered is given on page 43

Facts and figures

- Voluntary and community organisations who applied to the District Council for grants, reported over 250,000 hours of voluntary activity in the District. These hours represent a value of around £3.8 million. This figure does not include the details of many other groups and faith organisations working in the District.
- In 2008 residents in the District gave the following responses to the national Place Survey:
 - 66.3% of residents surveyed felt they belonged to their immediate neighbourhood. This is the highest level reported in the County and well above the national average of 58.7%.
 - 30.2% of residents surveyed felt they could influence decisions in their local area. This was the second highest figure in the County and above the national average of 28.9%.
- 27.7% of residents said they had given unpaid help at least once per month over the last 12 months. This was the highest level of volunteering in the County and above the national average of 23.2%.



Priority 10

Keep Sevenoaks District moving

Transport has an impact on many areas of our lives. During our consultations, residents told us that it is not just about getting to work, it is also about accessing services and facilities and maintaining social links. Residents were also concerned about safety on the roads, speeding cars and the condition of our roads and pavements.

Major transport links are provided by the M25, M26 and the M20 motorway, the A21, A20 and A25. These provide access to Greater London and major airports and Channel Ports. The proximity to London means that there are high levels of commuting, particularly by train. Stations throughout the District provide rail access to London in under an hour. However, travelling within the District is more challenging.

Kent County Council's emerging Sevenoaks District Transport Strategy sets out a vision for the District's transport network for the period to 2026, including:

- improving accessibility,
- tackling congestion,
- providing safer roads,
- improving air quality.

The Transport Strategy recognises the need to maintain economic competitiveness, protect the environment and promote “green transport” options such as walking, cycling and public transport.

It also recognises the vital role transport has in dealing with social as well as economic issues. In a rural District like Sevenoaks, this is important as it is very easy for people to find themselves cut off from important services and recreational facilities.



Actions for the next three years:

- Improving accessibility to main towns and services.
- Tackling congestion.
- Keeping road users safe.
- Improving maintenance of roads and pavements.

An action plan showing how these will be delivered is given on pages 44-45

Facts and figures

- 29.2% of residents surveyed as part of the national Place Survey 2008 said they were satisfied with local transport information. This was the lowest level of satisfaction in the County and below the national average of 43.21%. 27.3% of residents surveyed were satisfied with local bus services. This is also the lowest level of satisfaction in the County and below the national average of 47.98%.
- 16.3% of residents in the District travel to work by train. This is well above the county average of 5.6%. (Office for National Statistics, 2001 census)
- There has been a 55% reduction in the number of people killed or seriously injured on local roads in Sevenoaks between March 2000 and March 2009. This exceeds the target of 40%. (Sustainable Community Plan Annual Report 2009)
- Sevenoaks District Council's Residents' Panel (October 2009) identified speeding vehicles as the second most important community safety issue in the District with 53% of respondents selecting it. 65% of respondents identified it as a very big problem in their area and this was the highest category identified. Speeding vehicles is an issue that is also commonly identified as a priority at PACT Panels.
- Casualty figures show that motorcyclists are most vulnerable with 24% of all motorcycle casualties being killed or seriously injured. (Sevenoaks District Strategy for Transport 2009-2026)
- One permanent safety camera and seven mobile safety camera sites operate within the Sevenoaks District. Sites where cameras operate have seen a reduction in the number of people killed or seriously injured. (Sevenoaks District Strategy for Transport 2009-2026)
- 2001 Census data shows that Sevenoaks District has the lowest percentage of the population walking/cycling to work or education in the county, with 8.2% of the population compared to the county average of 12.6%.



Priority 11

Housing to meet residents' needs

During our consultations, residents told us they wanted affordable housing, housing related support for those in need and a range of tenure and size of homes.

In its report "Housing, Building Better Lives" (2009), the Audit Commission recognises that "good housing influences people's quality of life, life expectancy and the economic and social opportunities available to them". Homelessness and poor housing create problems not just for those who experience these issues directly, but they also create social problems for the wider community. The Sevenoaks District Local Strategic Partnership recognises that good housing and access to services is a key component of balanced and sustainable communities and a thriving economy.

Sevenoaks District has the highest average house prices in Kent and people find it very difficult to afford homes in the District. The Sevenoaks District Local Strategic Partnership will work to provide sufficient, appropriate and affordable housing, offering households choice. The Local Development Framework (LDF) Core Strategy proposes that over 3,300 additional

dwellings will be provided by 2026. We will also work to improve the quality and use of existing housing.

The significant growth in the number of people over 65 year of age and, in particular, people over 85 years may impact on demand for supported housing, support services and adaptations. The LDF recognises the impact of an ageing population on the requirement for smaller accommodation for older person households.

Housing is not just about bricks and mortar. Older, disabled and more vulnerable people need support to remain independent in their own homes, sustain tenancies and avoid social exclusion.



Actions for the next three years:

- Providing a range of tenure and size of homes.
- Providing affordable housing for local people.
- Providing housing-related support services for older people.
- Providing more housing for key and essential workers.
- Helping disabled people to achieve more independent living.
- Identifying and supporting those at risk of poverty and social exclusion.

An action plan showing how these will be delivered is given on page 46

Facts and figures

- The median house price data is the most reliable for measuring affordability. The median house price within the District is £240,000 (July-September 2009), which is higher than the County median house price £174,000. It also represents a decrease from £247,500 in the same period of the previous year (Department for Communities and Local Government).
- The average house price within the District is £323,415 (July-September 2009), which is higher than the County average of £209,367. It also represents a decrease from £359,640 in the same period last year (Department for Communities and Local Government).
- The median house price to median income ratio serves as a measure of the affordability of housing. Overall, house prices have shot way ahead of income in recent years, making the housing market increasingly inaccessible to first time buyers and those on low incomes. The District ratio was 9.12 in 2009 compared to the county ratio of 6.80 (Department for Communities and Local Government).
- West Kent has a housing profile characterised by higher than average levels of owner-occupation with levels in

Sevenoaks at 75.5% representing the highest levels in West Kent (West Kent Strategic Housing Market Assessment 2008).

- 56.9% of young people in the 11-18 age group surveyed as part of the Young People's Action Plan said that the cost of buying a property was the most important housing issue for them. Over 60% of young people said flats or apartments would be the most suitable housing option for them. Over 70% of young people also felt that the most important service they could have when they were in a position to buy or rent a house was additional help with budgeting and paying the bills.
- The District has lower than average social housing stock with 14% social housing as a proportion of the total stock, compared to 19.3% nationally (West Kent Strategic Housing Market Assessment 2008).
- There is a large proportion of detached and semi-detached houses/bungalows in Sevenoaks District (66.6% of the stock). Flats and maisonettes represent only 12.3% of the stock, the majority of which are in the social rented sector (West Kent Strategic Housing Market Assessment 2008).



Priority 12

A thriving economy

The Sevenoaks District Local Strategic Partnership (LSP) recognises that a lot of what we want to achieve in our District depends on a thriving local economy. It supports all parts of the Community Plan and is an essential part of securing balanced and sustainable communities.

During our consultations, residents and businesses said that they wanted us to provide support for business in the District and aspire to making the District a place where business can start and flourish. The LSP recognises that in the current economic climate there is a clear need to support businesses and respond to the impact of the economic downturn. This includes encouraging more investment in the District and retaining employment land.

Residents and businesses also expressed concerns about people having access to the right skills and qualifications for employment. This is reflected in the clear difference in the levels of qualifications held by residents in the District. The proportion who are well qualified is higher than the South East average, while the proportion with no qualifications is also higher than the South East average. It is important to

recognise that there is a lack of Further Education facilities in the District and no Job Centre located in the District.


Young people surveyed in preparation for the Young People's Action Plan told us about their aspirations. Over 80% said they wanted a good job and 55% said they wanted to own their own house. Helping young people achieve their aspirations and economic well-being is an important way for the LSP to support a thriving economy. Having access to the right skills and experiences will help young people improve their life chances by being able to access employment and other opportunities.

Our consultation identified that tourism is an important part of the District's economy. The District's key attraction to visitors includes its countryside and historical buildings. These help to generate income and employment opportunities for the District. In order to maximise tourism opportunities, it is important that tourists have places to stay and tourism businesses are supported.

Actions for the next three years:

- Supporting businesses and attracting new investment.
- Increasing and promoting tourism provision.
- Reducing the number of young people not in education, training or employment.
- Providing the right skills and qualifications for employment.
- Ensuring that employment land is retained.

An action plan showing how these will be delivered is given on pages 47-48



Facts and figures

- Some wards in the District suffer from higher than national average unemployment rates. For the District as a whole, the Job Seekers' Allowance claimant rate rose from 1.0% in October 2008 to 2.1% in October 2009. This represents a 103% increase compared to an overall county increase of 76.5% in the same period. This means that the gaps between the Sevenoaks average and the most deprived wards, in terms of unemployment, has risen. (Office for National Statistics)
- Data from the 2008 Annual Population Survey (Office for National Statistics) suggests that the District has a higher proportion of individuals with National Vocational Qualification (NVQ) level 4 and above equivalent qualifications, compared to the South East (33.4% in Sevenoaks District compared to 31.5% in the South East and 29% in Great Britain), though the number of people with NVQ1, NVQ2, NVQ3 and other qualifications is below the South East average.
- The survey also suggests that there are a high number of individuals with no qualifications. The proportion of individuals with no qualifications is higher than for Great Britain as a whole. (12.8% in Sevenoaks District compared to 8.9% in the South East and 12.4% in Great Britain)
- Business statistics (Office for National Statistics UK Business: Activity, Size and Location, 2008) tell us that:
 - The District has a lower percentage of large businesses in terms of employment size than the South East average and a large proportion of small businesses that employ 0-4 workers (74.7%)
 - The four largest industrial groups in the District are property and business services, construction and wholesale.
- In 2009, there were approximately 527,000 visitors to the top four tourist attractions in the District (Hever Castle, Penshurst Place, Knole and Chartwell), excluding attendances at the Hever Castle Christmas events.

Key to symbols

Sevenoaks District Sustainable Community Action Plan 2010-2013

Key to symbols used in the following plan:



Sevenoaks District Community Safety Partnership Strategy and Action Plan 2008-2011. This is a partnership plan that identifies actions to tackle crime, anti-social behaviour and the fear of crime.



Sevenoaks District Young People's Action Plan 2009 – 2012. This is a partnership plan that identifies actions to enhance the lives of young people across the District.



Sevenoaks District Local Action Plan – Kent Agreement 2. This identifies local activity that supports the Kent Agreement.



Local Development Framework – The LDF forms the “spatial expression” of the Community Plan and therefore contains land use policies that reflect the aims identified in the Community Plan.



The Sevenoaks District Strategic Housing Strategy & Action Plan and Balanced Communities paper set out Sevenoaks District Council's aims and priorities for balancing the housing market and maintaining sustainable communities that will help shape the future of the District.



Sevenoaks District Health Action Team Action Plan. This is a partnership plan that sets out actions to improve health and well-being.

Priority Outcome 1: Help Communities to feel safe and be safe

To be delivered by:

Sevenoaks District Community Safety Partnership through Community Safety Action Plan 2008-2011

Supporting delivery of

Key to symbols used pg 32

1.1 Partners working together to help communities to be safe and feel safe

- **Target (a):** 90% of the actions in the Sevenoaks District Community Safety action plan 2008-2011 to be on target by March 2011.
- **Baseline:** To be established in March 2010.
- **Target (b):** New Community Safety Action Plan to be in place by April 2011 and at least 75% of actions on target in 2011/12 and 80% in 2012/13.
- **Baseline:** To be established.

1.2 A low overall crime rate

- **Target:** Maintain the District's position within the 3 lowest crime areas in the county.
- **Baseline:** In March 2009, Sevenoaks had the lowest crime rate in the county.

1.3 Increased confidence that agencies are tackling anti-social behaviour and local crime issues.

- **Target:** Increase the percentage of people surveyed as part of the Kent Crime and Victimization Survey who said that the local council and Police deal with local concerns to 78% by March 2013. Target to be refreshed each year.
- **Baseline:** 68.6% in September 2009 (Kent Crime and Victimization Survey – Quarter 2, 2009/10).

1.4 Reduce the number of first time entrants to the Youth Justice system aged 10-17

- **Target:** Reduce the number of first time entrants by an average 2.0% each year between 2009/10 and 2010/11 and achieve a 2% year on year reduction for 2011/12 and 2012/13. (National Indicator 111).
- **Baseline:** 138 new entrants in 2008/09.

1.5 Reduction in repeat incidents of Domestic Abuse

- **Target:** Reduce repeat victims by 2% by March 2013.
- **Baseline:** 22.7% (157) April – December 2009.



This outcome is also supported by:

- The Sevenoaks District Community Safety Partnership Strategic Assessment, 2009.
- Kent Fire and Rescue Service.

Supporting Priorities

3, 4, 5, 7, 8, 9, 10, 11, 12

Priority Outcome 2: Meeting the needs of an ageing population

To be delivered by:

Sevenoaks District Local Strategic Partnership (LSP) Housing Group through the Sevenoaks District Housing Strategy 2010
Sevenoaks Health Action Team (HAT) through the Sevenoaks District Health Action Plan

Supporting delivery of

Key to symbols used pg 32

2.1 Increased proportion of people who feel that older people receive the support they need to live independently

- **Target (a):** Increase the percentage of residents over 60 years of age who feel that older people receive the support they need to live independently.
- **Baseline:** To be measured through the Residents' Panel and baseline to be established during 2010/11.
- **Target (b):** Increase the percentage of people surveyed as part of the National Place Survey who feel that older people receive the support they need to live independently (National Indicator 139).
- **Baseline:** 29.2% of residents in the District surveyed as part of the National Place Survey 2008 said they felt older people received the support they needed live independently. This is below the national average of 31.16%.

2.2 Increased proportion of housing that meets the needs of an ageing population

- **Target (a):** Housing Strategy in place that identifies the housing needs of older people and sets a target for older persons' accommodation. Strategy to be in place by 2010 and action plan to be reviewed on an annual basis.
- **Baseline:** Initial consultation held with key stakeholder January 2010.
- **Target (b):** Lifetime homes standards met in 100% of new build social housing from 2011. (From 2011 there is a Government requirement to ensure 100% compliance in the social sector).
- **Baseline:** To be established following the Homes and Communities Agency Review.

2.3 Healthier lifestyles for those over 50

- **Target:** Increased number of people over 50 who access active and healthy living programmes.
- **Baseline:** Number of people over 50 accessing healthy lifestyles programmes to be established March 2010.



This outcome is also supported by:

- Sevenoaks District Older People's Strategy - Sevenoaks District Council.
- Active Ageing - Kent's Strategy for Later Life.
- Supporting People Strategy - Kent County Council.
- Sevenoaks District Housing Strategy - Sevenoaks District Council.
- Sevenoaks District Voluntary and Community Sector Forum and Sevenoaks District Age UK.
- Kent Adult Education.

Supporting Priorities
6, 7, 9

Priority Outcome 3: A better start for our children

To be delivered by: Local Children's Trust Boards (LCTBs) through LCTB Action Plans
Sevenoaks District Council through the Young People's Action Plan (YPAP)
Sevenoaks District Health Action Team (HAT) through Sevenoaks Health Action Plan
West Kent NHS through the West Kent NHS Prevention Strategy

Supporting delivery of
Key to symbols used pg 32

3.1 Services for children and young people coordinated and delivered in partnership

- **Target:** Produce District-wide Local Children's Services Partnership action plan.
- **Baseline:** To be established by Local Children's Trust Boards.

3.2 Young People's Action Plan delivered

- **Target:** Ensure that at least 80% of actions with the 2009-2012 YPAP are on target by the end of the plan period.
- **Baseline:** 81% of actions were on target at the end for the first 6 monthly monitoring period (April –September 2009)

3.3 Increased opportunities for children and young people to take part in physical activity

- **Target:** Increase the number of children and young people achieving a minimum of 1 hour of physical activity every day.
- **Baseline:** 67.9% of 9-11 year olds and 50.4% of 11-18 year old said they undertook at least 1 hour of physical activity every day (recommended minimum). Next Young People's Action Plan Survey in 2011.

3.4 Services for children aged 0-5 and their parents provided

- **Target:** Increase the number of families attending Children's Centres in the District
- **Baseline:** To be established by Children's Centres in the District March 2010.

3.5 Health of primary school aged children improved

- **Target:** Maintain a long-term healthier weight amongst overweight and obese primary school children through the delivery of weight management services for families, and agree a local reduction target for the HAT that contributes to an overall 1% reduction in obesity levels. (National Indicator 55).
- **Baseline:** 2008/09 National Child Measuring Programme data: Overweight and Obese: Reception Year: 19.8%, Year 6: 29.5%.



This outcome is also supported by:

- Sevenoaks District Community Safety Partnership Action Plan 2008-2011.
- Sevenoaks District Voluntary and Community Sector Forum.
- Supporting People Strategy 2010-2015 – Kent County Council.
- Kent Adult Education.

Supporting Priorities
1, 4, 7, 9

Priority Outcome 4: Improve the lives of young people in the District

To be delivered by: Young People's Action Plan 2009-2012
Local Children's Trust Boards (LCTBs) through LCTB Action Plans
Connexions Kent and Medway

Supporting delivery of
Key to symbols used pg 32

4.1 Barriers to learning reduced

- **Target:** Common Assessment Framework and Single Point of Contact schemes in place to help reduce barriers to achievement.
- **Baseline:** To be provided by Local Children's Trust Boards.

4.2 Increased participation by young people in positive activities

- **Target:** Increase the number of attendances over the three year period of the plan. Baseline: Detailed data is collected in Young People's Action Plan (YPAP) Monitoring Report. (National Indicator 110)
- **Baseline:** The total attendance by children and young people at projects monitored by the YPAP was 252, 235 for the six month period April – September 2009.

4.3 More young people have their achievements recognised

- **Target:** Through the YPAP, increase opportunities for young people to get involved in their community and have their achievements recognised.
- **Baseline:** Detailed YPAP monitoring: April – September 2009/10.

4.4 Support provided for children during transition from Primary to Secondary schools.

- **Target:** Continue to ensure that vulnerable children in year 6 are able to access transition support projects.
- **Baseline:** Detailed YPAP monitoring: April – September 2009/10.

4.5 16-18 year olds supported into employment, education and training

- **Target:** Reduce the number of 16-18 year olds who are not in education, training or employment (NEET) to 2.686% by January 2011. Target to be reviewed for 2011/12 and 2012/13 (National Indicator 117).
- **Baseline:** At the end of Quarter 4 (March 2009) there were 73 young people aged 16-18 in the Sevenoaks District registered as NEET.

4.6 Increased number of pupils achieving 5 GCSE's or more at grades A*-C

- **Target:** Increase the percentage of pupils achieving 5 or more GCSEs at A*-C.
- **Baseline:** 49.1% in 2008/09.



This outcome is also supported by:

- Kent Children and Young People's Action Plan 2008-2011 "Positive about our future".
- Sevenoaks District Voluntary and Community Sector Forum.

Supporting Priorities
1, 3, 7, 9, 12

Priority Outcome 5: A clean and healthy environment

To be delivered by: Sevenoaks District Council
Clean Kent Delivery Group through the Clean Kent Delivery Action Plan

Supporting delivery of
Key to symbols used pg 32

5.1 Improved street and environmental cleanliness

- **Target:** Reduce levels as follows by 2011 and review targets on an annual basis.(National Indicator 195)
 - Litter – 5%
 - Detritus – 9%
 - Graffiti – 3%
 - Fly posting – 1%
- **Baseline:** NI 195 Litter – 7%, Detritus – 11%, Graffiti – 5%, Fly posting – 2% (2008/09).

5.2 Reduced fly-tipping incidents

- **Target:** Reduce the number of fly tipping reports by 5% of 2009/10 target to 761 in 2010/11.
- **Baseline:** The number of fly tipping reports received in 2008/09 was 771 and the target for 2009/10 is 800.

5.3 Improved air quality within Air Quality Management areas (AQMAs) and across the District generally

- **Target:** Air quality across the District regularly reviewed and assessed and the Air Quality Management Action Plan delivered.
- **Baseline:** In 2008 there were 11 designated AQMAs in the District.



This outcome is also supported by:

- Growth without Gridlock - An Integrated Transport Strategy for Kent.
- Sevenoaks District Strategy for Transport 2009-2026.
- Sevenoaks District Economic Development Action Plan – Sevenoaks District Council.
- Sevenoaks District Community Safety Partnership Action Plan 2008-2011.
- Sevenoaks District Voluntary and Community Sector Forum.

Supporting Priorities
1, 6, 7, 8, 9, 10

Priority Outcome 6: Energy, resources and climate change

To be delivered by: Sevenoaks District Council through the Local Development Framework (LDF)
Sevenoaks District Council (Climate Change Group) through the Climate Change Action Plan
Kent Energy Efficiency Partnership

Supporting delivery of
Key to symbols used pg 32

6.1 Increased carbon (CO₂) savings

- **Target (a):** Reduce the amount of Carbon Dioxide (CO₂) in the District used per person from 6.6 to 5.8 tonnes per annum per person by 2011. Target beyond 2011 to be set through the climate change strategy.
- **Baseline:** In 2005 the amount of energy used within the Sevenoaks District was responsible for 740 Kilo Tonnes of CO₂. In that year 112,000 people were living in the District which means that the per person carbon footprint of the District was 6.6 tonnes of carbon dioxide (National Indicator 186).
- **Target (b):** Climate Change Strategy in place by 2011 that assesses and manages climate risks and opportunities and sets a target for carbon savings beyond 2010/11.
- **Baseline:** 2009/10: Sevenoaks District Corporate Climate Change group began assessment of climate change risks and opportunities.

6.2 Development avoided in areas likely to flood

- **Target:** No development allowed contrary to Environment Agency recommendations (National Indicator 189).
- **Baseline:** To be established through the LDF.



KA2

DF

This outcome is also supported by:

- Sevenoaks District Strategy for Transport 2009-2026.
- Kent Health and Affordable Warmth Strategy.

Supporting Priorities
2, 7, 8, 9, 10, 11, 12

Priority Outcome 6: Energy, resources and climate change – continued

To be delivered by: Sevenoaks District Council through the Local Development Framework (LDF)
Sevenoaks District Council (Climate Change Group) through the Climate Change Action Plan
Kent Energy Efficiency Partnership

Supporting delivery of
Key to symbols used pg 32

6.3 Reduce fuel poverty in the District

- **Target (a):** Decrease the percentage of residents in receipt of benefits living in difficult to heat home from 21% to 20% by 2011. To be reviewed annually (National Indicator 187i).
- **Baseline:** In 2008/09, 21% of residents in receipt of benefits currently live in houses that are recognised by all as difficult to keep warm. Target beyond 2011 to be set through the Climate Change Strategy.
- **Target (b):** Increase the percentage of residents in receipt of benefits who live in homes that are energy efficient from 16% to 17.25% by 2011. Target beyond 2011 to be set through the Climate Change Strategy (National Indicator 187ii).
- **Baseline:** In 2008/09, 16% of residents in receipt of benefits in the District currently live in houses that are recognised as being energy efficient.

6.4 More sustainable standards of construction in new development

- **Target:** Ensure 100% of new development complies with mandatory energy reduction measures.
- **Baseline:** To be established through the Local Development Framework.



KA2



This outcome is also supported by:

- Sevenoaks District Strategy for Transport 2009-2026.
- Kent Health and Affordable Warmth Strategy.

Supporting Priorities
2, 7, 8, 9, 10, 11, 12

Priority Outcome 7: Improve health and wellbeing

To be delivered by:

To be delivered by: Sevenoaks District Council through the Local Development Framework (LDF)
Sevenoaks District Health Action Team (HAT) through the Sevenoaks District Health Action Plan
Sevenoaks District Community Safety Partnership through the Community Safety Action Plan 2008-2011
Sevenoaks District Teenage Pregnancy Local Implementation Group (LIG) Action Plan.
Sevenoaks District Council and Kent County Council through the Sevenoaks District Strategy for Transport 2009-2026
Sevenoaks District Community Sports Network

Supporting delivery of

Key to symbols used pg 32

7.1 Number of people stopping smoking increased

- **Target:** Increase the number of smokers who have stopped smoking for 4 weeks or more. Target to be reviewed and set annually. (National Indicator 120)
- **Baseline:** – 190 at quarter 2 (2009/10).

7.2 Improved weight management

- **Target:** Maintain a 5-10% body weight loss amongst overweight or obese adults through the delivery of weight management services and by working with 230 adults in 2010/11. Target to be reviewed annually. (National Indicator 120)
- **Baseline:** To be established by the HAT. Not previously measured.

7.3 Teenage pregnancy rates reduced

- **Target:** Reduce teenage conception rates through partnership working to increase and promote services to young people. Local reduction target to be agreed as part of the Sevenoaks District Teenage Pregnancy LIG Action Plan.
- **Baseline:** To be established by the Sevenoaks District Teenage Pregnancy LIG.

7.4 Reduced rate of increase in Hospital Admissions for alcohol related harm

- **Target:** 1035 per 100,000 population in 2010/11. Subsequent targets to be agreed (National Indicator 39).
- **Baseline:** 836 per 100,000 population September 2009.



This outcome is also supported by:

- Kent Teenage Pregnancy Strategy.
- Sevenoaks District Voluntary and Community Sector Forum.
- Kent Annual Treatment Plan – (Kent Drug and Alcohol Action Team)
- Kent Alcohol Strategy 2010-2013.
- Kent Adult Social Services.

Supporting Priorities

1, 2, 3, 4, 5, 10, 12

Priority Outcome 7: Improve health and wellbeing – continued

To be delivered by:

To be delivered by: Sevenoaks District Council through the Local Development Framework (LDF)
Sevenoaks District Health Action Team (HAT) through the Sevenoaks District Health Action Plan
Sevenoaks District Community Safety Partnership through the Community Safety Action Plan 2008-2011
Sevenoaks District Teenage Pregnancy Local Implementation Group (LIG) Action Plan.
Sevenoaks District Council and Kent County Council through the Sevenoaks District Strategy for Transport 2009-2026
Sevenoaks District Community Sports Network

Supporting delivery of
Key to symbols used pg 32

7.5 Increased number of drug users in effective treatment

- **Target:** Increase the number of problem drug users (PDUs) in effective treatment to 66 in 2010/11. Targets beyond 2011 to be set and agreed on an annual basis. (National Indicator 40).
- **Baseline:** 62 PDUs in effective treatment in 2007/08

7.6 Increased adult participation in sport and active recreation

- **Target:** Increase the percentage of adults who participate in sport and active recreation to 22.7% (National Indicator 8).
- **Baseline:** The percentage of the adult population in a local area who participated in sport and active recreation – 22.1% (2008/09).

7.7 Access to Pembury Hospital Improved

- **Target:** Encourage good access and transport links to the Pembury Hospital site for residents of the Sevenoaks District.
- **Baseline:** To be established March 2010.



This outcome is also supported by:

- Kent Teenage Pregnancy Strategy.
- Sevenoaks District Voluntary and Community Sector Forum.
- Kent Annual Treatment Plan – (Kent Drug and Alcohol Action Team)
- Kent Alcohol Strategy 2010-2013.
- Kent Adult Social Services.

Supporting Priorities
1, 2, 3, 4, 5, 10, 12

Priority Outcome 8: Development and the Environment

To be delivered by:

Sevenoaks District Council through the Local Development Framework (LDF)

Kent Downs Area of Outstanding Natural Beauty (AONB) through the AONB unit Management Plan 2009-2014

High Weald Area of Outstanding Natural Beauty (AONB) through the AONB unit Management Plan 2004, version2 (20 year strategy)

Supporting delivery of

Key to symbols used pg 32

8.1 Green belt protected

- **Target:** The extent of the Green belt to be maintained.
- **Baseline:** 93% of the District is designed as Green Belt.

8.2 New development concentrated on existing urban areas which have the greatest range of services and facilities

- **Target:** From the adoption of the Core Strategy, two thirds of new housing to be located in Sevenoaks, Swanley and Edenbridge.
- **Baseline:** To be established through the LDF.

8.3 Protect and enhance Areas of Outstanding Natural Beauty (AONB)

- **Target:** Areas of Outstanding Natural Beauty (AONB) Units Management Plan Action Plans and Policies delivered.
- **Baseline:** 60% of the District is included either within either the Kent Downs (to the North) or High Weald (to the South) Areas of Outstanding Natural Beauty.

8.4 Ensure new development is designed to a high quality and takes into account local character

- **Target:** Two thirds of new development to be rated "Good" or "Better" against Building for Life criteria and none to be rated "Poor".
- **Baseline:** LDF annual monitoring (2008/09) showed that 60% of new development were appraised as "Good" or "Better".

8.5 Ensure new development contributes to the communities they affect

- **Target:** Infrastructure to be provided in accordance with the Infrastructure Delivery Plan meeting timescales where relevant.
- **Baseline:** The LDF Infrastructure Delivery Plan identifies future requirements.



This outcome is also supported by:

- Sevenoaks District Economic Development Action Plan – Sevenoaks District Council.

Supporting Priorities

1, 2, 5, 6, 7, 9, 10, 11, 12

Priority Outcome 9: Strong, active and involved communities

To be delivered by: Sevenoaks District Local Strategic Partnership (LSP)
Sevenoaks District Council
Sevenoaks District Voluntary Sector Forum

Supporting delivery of
Key to symbols used pg 32

9.1 Increased participation in regular volunteering and community activities

- **Target (a):** Increase the number of people who volunteer regularly to 29% by 2011. Target to reviewed for 2011/12 and 2012/13 (National Indicator 6).
- **Baseline:** 27.7% of people surveyed as part of the Place Survey (2008) said they participated in regular volunteering.
- **Target (b):** Increase the percentage of residents who have attended an arts event or participated in an arts activity at least three times in the past 12 months.
- **Baseline:** Sport England's Active People Survey 3 - 38.9% in Sevenoaks District engaged in arts activities during 2009.

9.2 Increased involvement in decision making

- **Target:** 5% increase in the number of people who feel they can influence decisions in their local area by 2011. Target to reviewed for 2011/12 and 2012/13 (National Indicator 4).
- **Baseline:** 30.2% of people surveyed as part of the Place Survey (2008) agreed that they could influence decisions in their local area.

9.3 Residents consulted about issues that affect them

- **Target:** Residents' consulted in 100% of major local issues.
- **Baseline:** Residents consulted on Community Safety and Planning issues.

9.4 Increased number of Parish Plans

- **Target:** Support the development of Parish Plans through the Local Development Framework Core Strategy and increase the number of Parish Plans adopted by the Council.
- **Baseline:** No Parish Plans adopted.



This outcome is also supported by:

- Older People's Strategy – Sevenoaks District Council.
- Sevenoaks District Economic Development Strategy – Sevenoaks District Council.
- Sevenoaks District Community Safety Partnership Action Plan 2008-2011.
- Kent Adult Education Service.

Supporting ALL Priorities

Priority Outcome 10: Keep Sevenoaks District moving

To be delivered by: Sevenoaks District Council and Kent County Council through the Local Development Framework (LDF) and the Sevenoaks District Strategy for Transport 2009-2026

Supporting delivery of
Key to symbols used pg 32

10.1 Improved access to key local services

- **Target:** Increase the number of people finding it easy to access key local services using their usual form of transport through the delivery of the LDF and the Sevenoaks District Strategy for Transport.
- **Baseline:** To be measured through the Residents' Panel Survey. Baseline to be established during 2010/11.

10.2 Reduced road congestion in the Sevenoaks District

- **Target:** Identify and deliver congestion targets to limit traffic growth in Sevenoaks through the Sevenoaks District Strategy for Transport. This target will be reviewed in 2011 in line with the refresh of the Kent County Council Local Transport Plan 2006-2011.
- **Baseline:** To be established through the Sevenoaks District Strategy for Transport.

10.3 Reduced number of school age children travelling to school by car

- **Target (a):** Increase by 20% the number of primary school children (5-10 year olds) travelling to school by 'sustainable modes' (2004/05 base) by 2018. This will be off-set against non-car sharing car/van trips. Target to be reviewed in 2011 in line with the refresh of Kent's Local Transport Plan.
- **Target (b):** Increase by 10% the number of secondary school children (11-16 year olds) travelling to school by 'sustainable modes' (2004/05 base) by 2018. This will be off-set against non-car sharing car/van trips. Target to be reviewed in 2011 in line with the refresh of Kent's Local Transport Plan.
- **Baseline:** Baseline to be established through the Sevenoaks District Strategy for Transport.



This outcome is also supported by:

- Sevenoaks District Air Quality Action Plan.
- Growth without Gridlock - An Integrated Transport Strategy for Kent – Kent County Council.
- Local Transport Plan for Kent 2006-2011 – Kent County Council.
- Kent and Medway Safety Camera Partnership.
- Sevenoaks District Voluntary and Community Sector Forum.

Supporting Priorities
1, 2, 3, 4, 5, 7, 8, 9, 12

Priority Outcome 10: Keep Sevenoaks District moving – continued

To be delivered by: Sevenoaks District Council and Kent County Council through the Local Development Framework (LDF) and the Sevenoaks District Strategy for Transport 2009-2026

Supporting delivery of
Key to symbols used pg 32

10.4 Increased proportion of journeys made by cycling by improving facilities for cyclists

- **Target:** A Cycling Strategy to be prepared by 2011 including proposals for improved cycle routes and cycle parking.
- **Baseline:** 253 cycle trips counted in 2008 as part of the Kent County Council (KCC) cycle counts (data provided for the Sevenoaks District Strategy for Transport).

10.5 Improved road safety

- **Target:** Achieving a 40% reduction in the number of people killed or seriously injured on Kent's road network in Sevenoaks District from 2010 – 2026 by 1% per annum up to 2026. Target to be reviewed in 2011 in line with the refresh of Kent's Local Transport Plan (National Indicator 47).
- **Baseline:** To be established as part of the Sevenoaks District Strategy for Transport.

10.6 Improved maintenance of roads and pavements

- **Target (a):** Increase net satisfaction with the condition of pavements in the District. Target to be reviewed in 2011.
- **Baseline:** To be established in 2009/10 through Kent Highways Services satisfaction survey.
- **Target (b):** Meet Kent Highways service standards relating to the percentage of routine repairs completed in 28 days and the percentage of emergency responses within 2 hours, and the percentage of potholes repaired within 28 days and streetlight faults completed in 28 days. Targets to be reviewed in 2011.
- **Baseline:** To be established by Kent Highways Service in 2009/10.



This outcome is also supported by:

- Sevenoaks District Air Quality Action Plan.
- Growth without Gridlock - An Integrated Transport Strategy for Kent – Kent County Council.
- Local Transport Plan for Kent 2006-2011 – Kent County Council.
- Kent and Medway Safety Camera Partnership.
- Sevenoaks District Voluntary and Community Sector Forum.

Supporting Priorities
1, 2, 3, 4, 5, 7, 8, 9, 12

Priority Outcome 11: Housing to meet residents' needs

To be delivered by:

Sevenoaks District Local Strategic Partnership (LSP) Housing Group through the Sevenoaks District Housing Strategy 2010
Sevenoaks District Council through the Local Development Framework

Supporting delivery of

Key to symbols used pg 32

11.1 Increased supply of ready to develop housing sites

- **Target:** To be established through the Local Development Framework (National Indicator 159).
- **Baseline:** To be established through the Local Development Framework.

11.2 Additional homes delivered

- **Target:** Maintain an average of at least 165 dwellings per annum (National Indicator 154).
- **Baseline:** 261 - number of completions in 2007/08.

11.3 Affordable and market housing delivered in the District

- **Target:** An average of at least 66 new affordable homes to be completed per year over a three year period (National Indicator 155).
- **Baseline:** 57 in 2008/09.

11.4 Housing needs of vulnerable and minority groups and people on lower incomes met

- **Target:** Ensure housing needs of vulnerable people and minority groups and people on lower incomes are met in the emerging District Housing Strategy and that the strategy is agreed by December 2010 and partnership action plan taken forward by the LSP Housing Sub-Group for the period 2010-2013.
- **Baseline:** Initial consultation with key stakeholders January 2010.

11.5 Quality of existing housing improved

- **Target:** Deliver a year on year increase in the proportion of housing meeting the Decent Homes Standard across tenures.
- **Baseline:** To be established through the Stock Condition Survey 2010.

11.6 Increased action to prevent homelessness

- **Target:** Achieve a 5% increase in the numbers of successful homelessness preventions completed.
- **Baseline:** To be established for 2009/10.



This outcome is also supported by:

- Active Lives – Kent County Council.
- West Kent NHS Inequalities Strategy.
- Joint Homelessness Strategy – Towards 2010 – Sevenoaks District Council, Tonbridge and Malling Borough Council & Tunbridge Wells Borough Council.
- Sevenoaks District Voluntary and Community Sector Forum.
- Supporting People Strategy 2010 -2015.

Supporting Priorities

1, 2, 6, 8, 9, 10, 12

Priority Outcome 12: A thriving economy

To be delivered by: Sevenoaks District Council (Economic Development Group) through the Economic Development Action Plan
Sevenoaks District Council through the Local Development Framework
West Kent Partnership through the West Kent Investment Strategy
Local Children's Trust Boards (LCTBs) through LCTB Action Plans

Supporting delivery of
Key to symbols used pg 32

12.1 Increased number of people with the right skills or qualifications for and in employment

- **Target (a):** Improve the qualifications of people of working age to 72.6% by 2010/11 (National Indicator 163)
- **Baseline:** 70.8% in December 2008.
- **Target (b):** Increase the number of young people attending schools in the District who attain vocational qualifications (16-18) or equivalent.
- **Baseline:** To be provided by Kent County Council.

12.2 Kent and Medway Local Economic Assessment delivered and supported

- **Target:** Work with KCC to ensure the Local Economic Assessment provides a sound understanding of the economic conditions in the Sevenoaks area and takes into account local evidence, e.g. District Economic Development Action Plan and Local Development Framework.
- **Baseline:** To be established by the Economic Development Group in line with KCC timetable.

12.3 Businesses within the District supported

- **Target (a):** Negotiate partnership agreement with local Business Support Provider/s to ensure the needs of businesses within the District are met and reviewed in consultation with local businesses on an annual basis.
- **Baseline:** Sevenoaks District Council negotiated a Memorandum of Understanding with Business Link Kent for the provision of Business Link advice and information during 2009/10. The contact for Business Link services in the South East were awarded by Government Office South East (GOSE) to a new provider during 2009.
- **Target (b):** Support delivery of the West Kent Leader programme and increase the number of businesses coming forward from the Sevenoaks District.
- **Baseline:** Three businesses in the District benefitted from grants totalling £45,644 in 2008/09.



This outcome is also supported by:

- Kent Adult Education Service.
- Sevenoaks District Voluntary and Community Sector Forum.
- Kent County Council.
- Kent Economic Development Officer's Group.
- West Kent College.
- Skills Funding Agency.

Supporting ALL Priorities

Priority Outcome 12: A thriving economy – continued

To be delivered by: Sevenoaks District Council (Economic Development Group) through the Economic Development Action Plan
Sevenoaks District Council through the Local Development Framework
West Kent Partnership through the West Kent Investment Strategy
Local Children’s Trust Boards (LCTBs) through LCTB Action Plans

Supporting delivery of
Key to symbols used pg 32

12.4 Land provided for employment development to support the future of the District’s economy

- **Target:** Maintain the provision of employment land within the District.
- **Baseline:** The extent of employment land to be defined by the Local Development Framework.

12.5 Tourism encouraged and supported

- **Target (a):** Continue to support and promote businesses within the tourism sector.
- **Baseline:** 296 (April - December 2009/10). The numbers of businesses supported to be established in 2010/11.
- **Target (b):** Encourage hotel provision within the District.
- **Baseline:** To be established through the Local Development Framework.

12.6 Vibrant and viable town centres encouraged

- **Target:** Promote the viability and vibrancy of the town centres through the delivery of the LDF and by monitoring the number of vacant units.
- **Baseline:** The number of vacant units in town centres to be established through the LDF.



This outcome is also supported by:

- Kent Adult Education Service.
- Sevenoaks District Voluntary and Community Sector Forum.
- Kent County Council.
- Kent Economic Development Officer’s Group.
- West Kent College.
- Skills Funding Agency.

Supporting ALL Priorities

Glossary

making it happen
- together



Anti-Social Behaviour

(ASBO)

Anti-Social Behaviour Orders are statutory measures that aim to protect the public from behaviour that causes or is likely to cause harassment, alarm or distress. An order contains conditions prohibiting the offender from specific anti-social acts or entering defined areas. For more information please visit www.sevenoaks.gov.uk

AONB

Area of Outstanding Natural Beauty. Two AONBs cover the Sevenoaks District and these are the High Weald AONB (covering much of Sussex and parts of Kent and Surrey) and the Kent Downs AONB (covering a quarter of Kent from the White Cliffs of Dover to the London and Surrey borders). For more information please visit www.kentdowns.org.uk or www.highweald.org

AQMA

Air Quality Management Area. For more information about air quality and the Air Quality Action Plan 2009 please visit www.sevenoaks.gov.uk

CO₂

Carbon Dioxide or CO₂ is one of the greenhouse gases responsible for the greenhouse effect. For more information about climate change please visit www.sevenoaks.gov.uk

EVA

Environmental Visual Audit, sometimes called Ward Walks or Walkabouts, are carried out by the Sevenoaks District Community Safety Partnership, involving local residents, Members and other in identifying environmental priorities in a given area.

KCC

Kent County Council. For more information please visit www.kent.gov.uk

LCTB

Local Children's Trust Boards. For more information about Kent Children's Trusts please visit www.kenttrustweb.org.uk

LDF

The Local Development Framework forms the "spatial expression" of the Community Plan and therefore contains land use policies that reflect the aims identified in the Community Plan. For more information please visit www.sevenoaks.gov.uk

LSP

Sevenoaks District Local Strategic Partnership. For more information please visit www.sevenoaks.gov.uk

NEET

NEET young people are young people of statutory school age not in education, training or employment. For more information visit www.connexionskentandmedway.co.uk for details about NEET preventative activities.

NVQ

A National Vocational Qualification, or NVQ, is a certificate of vocation education in the United Kingdom. For more information please visit www.qcda.gov.uk

PACT

Partners and Communities Together is a scheme which enables local communities to work with service providers to identify, prioritise and deal with local community safety issues. For more information please visit www.sevenoaks.gov.uk

PDU

Problem Drug Users. For more information please see the Community Safety Partnership strategy and action plan at www.sevenoaks.gov.uk

The Sevenoaks District Local Strategic Partnership (LSP)

LSP Structure:

- The Partnership is responsible for co-ordinating the formulation, implementation, monitoring and review of the Sustainable Community Strategy, a long-term partnership plan to improve the economic, social and environmental well-being of Sevenoaks. It contributes to the delivery of Local Area Agreements.
- The Partnership is made up of representatives of key agencies and organisations within the Sevenoaks District who, together, can have a positive effect on services and quality of life for local residents, businesses and others.
- The Partnership's Members Steering Group is made up of elected representatives from the District Council, County Council, Kent Police Authority and Kent Fire and Rescue Service.
- The Partnership meets on a quarterly basis and the Members' Steering group meets on a bi-annual basis.
- The Sevenoaks District LSP Members' Steering Group is responsible for steering the overall direction and priorities of the Partnership and maintaining a strategic overview of its activities.
- Delivery of the work of the Partnership is set out in three-yearly action plans that capture the needs and aspirations of the District through consultation with partners and communities.
- Wherever possible the Partnership utilises existing partnerships and organisations to deliver its priorities.
- These delivery groups include:
 - Sevenoaks District Community Safety Partnership
 - Children Trust Partnerships
 - Sevenoaks District LSP Housing Sub-Group
 - Sevenoaks District Health Action Team
 - Sevenoaks District Voluntary and Community Sector Forum
 - Sevenoaks District Council's Economic Development group
 - Sevenoaks District Council's Climate Change group
- Each delivery group nominates a link member to the Partnership who is responsible for reporting on progress made towards the aims and targets of the Sustainable Community Strategy and the Local Area Agreement.

- Membership of the partnership is reviewed as the need arises in order to focus on delivery of the Sustainable Community Strategy.

LSP Terms of reference:

- To co-ordinate, monitor and evaluate delivery against the success measures and targets set out in the Sustainable Community Strategy.
- To develop and progress three-yearly action plans that support the key aims and success measures of the strategy and reflect the work of partners and the views of the community.
- Lead partners are responsible for taking ownership of the actions for which they are identified as the lead agency.
- Appropriate lead partners will be identified and agreed by the partnership as the need arises during the course of the 10 year strategy.
- To undertake regular consultation exercises to ensure that the Community Plan targets continue to reflect local people's changing needs and opinions.

The Sevenoaks District Local Strategic Partnership (LSP) – continued

- To maintain contact with various local forums so that the Partnership is able to have the most up to date information available and understand the views of all sectors of the Community.
- To secure funding, where appropriate, for new Partnership initiatives that help to progress the key aims and success measures of the strategy.
- To act as a forum for discussion about issues concerning the quality of life of residents and the long-term sustainable development of the District, and to ensure that shared issues are represented by lead agencies and dealt with in a co-ordinated way.
- Sevenoaks District Council will facilitate the production of an annual report which will be publicised to the partners and the community.
- To promote the making it happen – together 10 year strategy in the District.

How the LSP operates

- At a strategic level, the Partnership takes a co-ordinated approach to issues that influence the quality of life of those who live in, work in and visit Sevenoaks.
- The Partnership acts as a forum for discussion about issues concerning the quality of life of residents and the long-term sustainable development of the District, and to ensure that shared issues are presented by lead agencies and dealt with in a co-ordinated way.
- The Partnership has no legal decision-making powers. Decisions regarding delivery of the Partnership's initiatives are made by the appropriate individual partner agencies.
- The Partnership, the Members' Steering Group, the Partnership sub-groups, lead delivery partnerships and organisations work to promote the interests of Sevenoaks District with external organisations, regional bodies and Central Government to represent the needs of the District.

How to get involved

and contact information

If you feel that you or your organisation can make a contribution to delivering the key priorities or the priority outcomes, please let us know. For more information or a copy of the Sustainable Community Plan for Sevenoaks District, please contact:

Community Planning and Projects Officer

Sevenoaks District Council

P O Box 182, Argyle Road

Sevenoaks, Kent TN13 1GP

Telephone: **01732 227000**

Fax: **01732 742339**

Minicom: **01732 227496**

Email: **community.plan@sevenoaks.gov.uk**

Website **www.sevenoaks.gov.uk/communityplan**

If you need help communicating with us or understanding the document, we can arrange for an interpreter to help you. Please contact us on 01732 227000 stating your language and telephone number.

making it happen – together



This publication
is available in
large print.

For a copy call
01732 227414



Sevenoaks District Local Strategic Partnership

making it happen
- together

